

2019

TRASMISSIONI A CINGHIA

BELT DRIVES



BEA INGRANAGGI S.P.A.



EDIZIONE 2019

BEA INGRANAGGI S.p.A.

21044 CAVARIA CON PREMEZZO (VA) ITALY
VIA TITO MINNITI, 158
TEL. +39 0331 214.111 - FAX +39 0331 214.222
bea@beaingranaggi.com - www.beaingranaggi.com

DEPOSITO DI PADOVA - DIVISIONE TIC
35010 Villafranca Padovana (PD) - Viale delle industrie, 9
Tel. +39 049 907.0422 / +39 049 761.699
Fax +39 049 761.997
padova@beaingranaggi.com

BEA ANTRIEBSTECHNIK GmbH
Neckarstraße, 14 - 72666 Neckartailfingen - GERMANY
Tel. +49 7127 980.120 - Fax +49 7127 980.1222
info@bea-antriebstechnik.de - www.bea-antriebstechnik.de

BEA TRANSMISION 98 S.L.
20829 Itziar - Deba (Guipúzcoa) - SPAIN
Polígono Industrial Itziar, Parcela 4, Sector F-2, Nave 2-3
Tel. +34 943 199.464 - Fax +34 943 199.458
comercial@beatransmision.com - www.beatransmision.com

LUFRA S.A.
26740 Montboucher Sur Jabron - FRANCE
Z.A Fontgrave - 50 Rue Denis Papin
Tel. +33 475 468.811 - Fax +33 475 468.606
commercial@lufra.fr - www.lufra.fr



Marchi Depositati
Registered Trade Mark





INDICE INDEX

DA PAGINA

	CINGHIE TRAPEZOIDALI A SEZIONE "CLASSICA" CONTI®V DIN 2215 "CLASSIC" V-BELTS CONTI®V DIN 2215	7
	CINGHIE TRAPEZOIDALI A SEZIONE "STRETTA" CONTI®V DIN 7753 "NARROW" V-BELTS CONTI®V DIN 7753	17
	CINGHIE TRAPEZOIDALI CONTI®V "GARDEN" V-BELTS CONTI®V "GARDEN"	23
	CINGHIE TRAPEZOIDALI A SEZIONE "CLASSICA" CONTI®V "DUAL" V-BELTS CONTI®V "DUAL - CLASSIC"	27
	CINGHIE TRAPEZOIDALI A SEZIONE CLASSICA DENTELLATA CONTI®V "FO" V-BELTS CONTI®V "FO - CLASSIC RAW EDGE"	31
	CINGHIE TRAPEZOIDALI A SEZIONE STRETTA DENTELLATA CONTI®V "FO" V-BELTS CONTI®V "FO - NARROW RAW EDGE"	37
	CINGHIE TRAPEZOIDALI A SEZIONE STRETTA DENTELLATA CONTI®V "FO ADVANCE" V-BELTS CONTI®V "FO ADVANCE - RAW EDGE"	43
	CINGHIE TRAPEZOIDALI A SEZIONE STRETTA DENTELLATA CONTI®V "FO PIONEER" V-BELTS CONTI®V "FO PIONEER - RAW EDGE"	49
	CINGHIE CONTI®V "MULTIBELT" BANDED V-BELTS CONTI®V	54
	CINGHIE CONTI®V "MULTIBELT ADVANCE" BANDED V-BELTS "ADVANCE" CONTI®V	55
	CINGHIE CONTI®V "MULTIBELT POWER" BANDED V-BELTS "POWER" CONTI®V	56
	CINGHIE PER VARIATORI CONTI®V "VARISPEED" "VARISPEED" V-BELTS CONTI®V	57
	CINGHIE TRAPEZOIDALI A SEZIONE "CLASSICA" CONTINENTAL POWERSPAN® - "CL" "CLASSIC" V-BELTS CONTINENTAL POWERSPAN® - "CL"	61
	CINGHIE TRAPEZOIDALI A SEZIONE "STRETTA" CONTINENTAL POWERSPAN® - "CL" "NARROW" V-BELTS CONTINENTAL POWERSPAN® - "CL"	71
	CINGHIE SCANALATE POLY-V SEZIONE "J" POLY-V BELTS TYPE "J"	79
	CINGHIE SCANALATE POLY-V SEZIONE "K" POLY-V BELTS TYPE "K"	83
	CINGHIE SCANALATE POLY-V SEZIONE "L" POLY-V BELTS TYPE "L"	84
	CINGHIE DENTATE POSITIVE TIMING BELTS	89
	CINGHIE DENTATE "HTD" "HTD" TIMING BELTS	99





CINGHIE TRAPEZOIDALI A SEZIONE CLASSICA CONTI®V DIN 2215

CLASSIC V-BELTS CONTI®V DIN 2215

CINGHIE TRAPEZOIDALI RIVESTITE CONTI®V PER TRASMISSIONI ESIGENTI NELL'INTERO SETTORE DELLE COSTRUZIONI MECCANICHE, DIN 2215

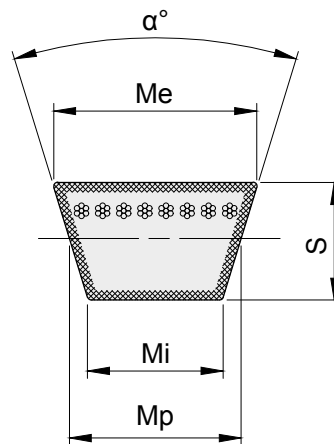

CONTI®V WRAPPED V-BELTS FOR DEMANDING DRIVES IN ALL SECTORS OF MACHINE ENGINEERING, DIN 2215

Proprietà

- › Resistenti a temperature comprese tra -55°C e +70°C in funzione dell'applicazione
- › Stesso sviluppo L=L (da 1000 mm)
- › Elettricamente conduttrici a norma ISO 1813
- › Relativamente resistenti all'olio
- › Utilizzabili in climi tropicali
- › Resistenti alla polvere

Properties

- › Temperature range from -55 °C to +70 °C, depending on application
- › Matched set L=L (from 1000 mm)
- › Electrically conductive in accordance with ISO 1813
- › Conditionally resistant to oil
- › Suitable for tropical climates
- › Dust-proof



DIMENSIONI CINGHIA DIMENSIONS OF V-BELT

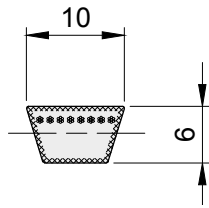


descrizione	α gradi	Me mm	Mp mm	Mi mm	S mm
Z	40°	10,00	8,5	6,1	6
A	40°	13,00	11,0	7,8	8
B	40°	17,00	14,0	9,4	11
C	40°	22,00	19,0	12,9	14
D	40°	32,00	27,0	19,2	19
E	40°	40,00	32,0	22,4	24



CINGHIE TRAPEZOIDALI A SEZIONE CLASSICA CONTI®V DIN 2215

CLASSIC V-BELTS CONTI®V DIN 2215

**Z****Z**

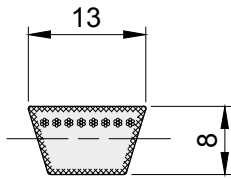
descrizione	codice	sviluppo interno mm	Kg.
Z 16,75	CVZ01675	425	0,026
*Z 17,25	CVZ01725	438	0,026
*Z 17,5	CVZ01750	445	0,026
Z 17,75	CVZ01775	450	0,027
Z 18,5	CVZ01850	470	0,028
Z 18,75	CVZ01875	475	0,029
Z 19	CVZ01900	483	0,029
Z 19,75	CVZ01975	500	0,030
Z 20	CVZ02000	508	0,030
Z 20,5	CVZ02050	520	0,031
Z 21	CVZ02100	530	0,032
*Z 21,25	CVZ02125	540	0,032
*Z 21,75	CVZ02175	551	0,033
Z 22	CVZ02200	560	0,034
Z 22,5	CVZ02250	575	0,034
Z 23	CVZ02300	584	0,035
Z 23,5	CVZ02350	600	0,035
Z 24	CVZ02400	610	0,037
Z 25	CVZ02500	630	0,038
Z 25,5	CVZ02550	650	0,039
*Z 26	CVZ02600	660	0,039
Z 26,5	CVZ02650	670	0,040
Z 27	CVZ02700	686	0,041
Z 27,5	CVZ02750	700	0,042
Z 28	CVZ02800	710	0,043
Z 28,5	CVZ02850	725	0,044
Z 28,7	CVZ02870	730	0,044
Z 29,5	CVZ02950	750	0,045
Z 30	CVZ03000	765	0,046
Z 30,5	CVZ03050	775	0,047
Z 31,5	CVZ03150	800	0,048
Z 32	CVZ03200	813	0,049
Z 32,25	CVZ03225	820	0,049
Z 32,5	CVZ03250	825	0,049
Z 33	CVZ03300	838	0,050
Z 33,5	CVZ03350	850	0,051
*Z 33,75	CVZ03375	856	0,091
Z 34	CVZ03400	865	0,052
Z 34,5	CVZ03450	875	0,053
Z 35	CVZ03500	889	0,053
Z 35,5	CVZ03550	900	0,054
Z 36	CVZ03600	914	0,055
Z 36,4	CVZ03640	925	0,056
*Z 37	CVZ03700	940	0,056
Z 37,5	CVZ03750	953	0,057
Z 38	CVZ03800	965	0,058
Z 39	CVZ03900	990	0,059
Z 39,5	CVZ03950	1000	0,060
Z 40	CVZ04000	1016	0,061

descrizione	codice	sviluppo interno mm	Kg.
Z 40,5	CVZ04050	1030	0,062
Z 41	CVZ04100	1041	0,062
Z 42	CVZ04200	1060	0,064
Z 42,5	CVZ04250	1080	0,065
Z 43	CVZ04300	1090	0,065
Z 43,5	CVZ04350	1105	0,066
Z 44	CVZ04400	1120	0,067
Z 45	CVZ04500	1150	0,069
Z 46	CVZ04600	1170	0,079
Z 46,5	CVZ04650	1180	0,071
Z 47	CVZ04700	1194	0,072
Z 47,5	CVZ04750	1207	0,072
Z 48	CVZ04800	1215	0,073
Z 48,5	CVZ04850	1230	0,074
Z 49	CVZ04900	1250	0,075
Z 50	CVZ05000	1270	0,076
Z 51	CVZ05100	1295	0,078
Z 51,18	CVZ05118	1300	0,078
Z 52	CVZ05200	1320	0,079
Z 53	CVZ05300	1346	0,081
Z 54	CVZ05400	1371	0,082
Z 55	CVZ05500	1400	0,083
*Z 56	CVZ05600	1415	0,085
Z 57	CVZ05700	1450	0,087
Z 58	CVZ05800	1475	0,089
Z 59	CVZ05900	1500	0,090
Z 61	CVZ06100	1550	0,093
Z 62	CVZ06200	1575	0,095
Z 63	CVZ06300	1600	0,096
Z 64	CVZ06400	1626	0,098
Z 65	CVZ06500	1651	0,099
Z 66	CVZ06600	1680	0,101
Z 67	CVZ06700	1700	0,102
*Z 68	CVZ06800	1730	0,104
Z 69	CVZ06900	1750	0,105
*Z 70	CVZ07000	1780	0,107
Z 71	CVZ07100	1800	0,119
*Z 73	CVZ07300	1850	0,111
Z 75	CVZ07500	1900	0,126
Z 78	CVZ07800	1975	0,131
Z 79	CVZ07900	2000	0,132
Z 82	CVZ08200	2080	0,132
Z 83,5	CVZ08350	2120	0,127
*Z 85	CVZ08500	2160	0,130
Z 88	CVZ08800	2240	0,134
Z 93	CVZ09300	2360	0,142
Z 98,5	CVZ09850	2500	0,150



CINGHIE TRAPEZOIDALI A SEZIONE CLASSICA CONTI®V DIN 2215

CLASSIC V-BELTS CONTI®V DIN 2215

**A****A****A**

descrizione	codice	sviluppo interno mm	Kg.
A 18	CVA01800	457	0,048
A 19	CVA01900	483	0,051
A 20	CVA02000	508	0,055
A 21	CVA02100	535	0,058
A 22	CVA02200	560	0,059
A 23	CVA02300	580	0,061
A 24	CVA02400	600	0,063
A 25	CVA02500	630	0,066
A 26	CVA02600	660	0,070
A 26,5	CVA02650	670	0,073
A 27	CVA02700	690	0,072
A 28	CVA02800	710	0,075
A 29	CVA02900	730	0,077
A 29,5	CVA02950	750	0,079
A 30	CVA03000	767	0,081
A 30,5	CVA03050	780	0,082
A 31	CVA03100	787	0,083
A 31,5	CVA03150	800	0,084
A 32	CVA03200	813	0,085
A 32,5	CVA03250	825	0,087
A 33	CVA03300	838	0,088
A 33,5	CVA03350	850	0,089
A 34	CVA03400	855	0,090
A 34,5	CVA03450	875	0,092
A 35	CVA03500	889	0,093
A 35,5	CVA03550	900	0,095
A 36	CVA03600	914	0,096
A 36,5	CVA03650	925	0,097
A 37	CVA03700	939	0,099
A 37,5	CVA03750	950	0,103
A 38	CVA03800	965	0,101
A 38,5	CVA03850	975	0,102
A 39	CVA03900	991	0,104
A 39,5	CVA03950	1000	0,105
A 40	CVA04000	1016	0,107
A 40,5	CVA04050	1030	0,108
A 41	CVA04100	1041	0,109
A 42	CVA04200	1060	0,111
A 42,3	CVA04230	1075	0,113
A 43	CVA04300	1090	0,114
A 43,5	CVA04350	1105	0,116
A 44	CVA04400	1120	0,118
A 45	CVA04500	1143	0,120
A 46	CVA04600	1168	0,123
A 46,5	CVA04650	1180	0,124
A 47	CVA04700	1200	0,126
A 48	CVA04800	1220	0,128
A 48,5	CVA04850	1240	0,130
A 49	CVA04900	1250	0,131

descrizione	codice	sviluppo interno mm	Kg.
A 50	CVA05000	1270	0,133
A 51	CVA05100	1300	0,137
A 52	CVA05200	1320	0,139
*A 52,5	CVA05250	1335	0,140
A 53	CVA05300	1346	0,141
*A 53,5	CVA05350	1359	0,143
A 54	CVA05400	1372	0,153
A 55	CVA05500	1400	0,156
*A 55,5	CVA05550	1410	0,148
A 56	CVA05600	1422	0,158
A 57	CVA05700	1448	0,161
A 58	CVA05800	1475	0,164
A 59	CVA05900	1500	0,167
A 60	CVA06000	1525	0,170
A 61	CVA06100	1550	0,172
A 62	CVA06200	1575	0,175
A 63	CVA06300	1600	0,178
A 64	CVA06400	1625	0,181
A 65	CVA06500	1651	0,184
A 66	CVA06600	1676	0,186
A 67	CVA06700	1700	0,189
A 68	CVA06800	1725	0,192
A 69	CVA06900	1750	0,195
A 70	CVA07000	1780	0,198
A 71	CVA07100	1800	0,200
A 72	CVA07200	1825	0,203
A 73	CVA07300	1854	0,206
A 74	CVA07400	1880	0,209
A 75	CVA07500	1900	0,211
A 76	CVA07600	1930	0,214
A 77	CVA07700	1956	0,217
A 78	CVA07800	1980	0,220
A 79	CVA07900	2000	0,222
A 79,5	CVA07950	2010	0,223
A 80	CVA08000	2030	0,225
A 80,5	CVA08050	2040	0,227
A 81	CVA08100	2057	0,228
A 82	CVA08200	2083	0,231
A 83	CVA08300	2100	0,233
A 83,5	CVA08350	2120	0,235
A 84	CVA08400	2134	0,236
A 85	CVA08500	2150	0,238
A 86	CVA08600	2184	0,241
A 87	CVA08700	2200	0,243
A 88	CVA08800	2240	0,247
A 89	CVA08900	2261	0,250
A 90	CVA09000	2285	0,252
A 91	CVA09100	2311	0,255
A 92	CVA09200	2337	0,258

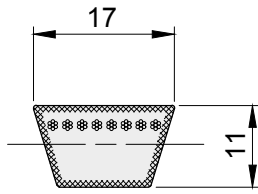
descrizione	codice	sviluppo interno mm	Kg.
A 93	CVA09300	2360	0,261
A 94	CVA09400	2388	0,264
A 95	CVA09500	2413	0,266
A 96	CVA09600	2435	0,269
A 97,5	CVA09750	2475	0,273
A 98	CVA09800	2500	0,276
*A 99	CVA09900	2515	0,278
A 100	CVA10000	2540	0,280
*A 101	CVA10100	2565	0,283
A 102	CVA10200	2591	0,286
A 103	CVA10300	2616	0,289
A 104	CVA10400	2650	0,292
A 105	CVA10500	2667	0,294
A 106	CVA10600	2692	0,297
A 107	CVA10700	2730	0,301
A 108	CVA10800	2743	0,303
A 110	CVA11000	2800	0,309
A 112	CVA11200	2840	0,313
A 113	CVA11300	2870	0,317
A 114	CVA11400	2900	0,320
A 116	CVA11600	2946	0,325
A 118	CVA11800	3000	0,333
A 120	CVA12000	3050	0,339
A 124	CVA12400	3150	0,350
A 128	CVA12800	3250	0,361
A 130	CVA13000	3302	0,367
A 132	CVA13200	3350	0,372
A 134	CVA13400	3404	0,378
A 136	CVA13600	3454	0,383
*A 138	CVA13800	3505	0,389
A 140	CVA14000	3550	0,394
*A 143	CVA14300	3632	0,403
A 144	CVA14400	3650	0,405
A 145	CVA14500	3683	0,409
A 148	CVA14800	3750	0,416
*A 150	CVA15000	3810	0,423
*A 153	CVA15300	3886	0,431
*A 154	CVA15400	3912	0,434
A 158	CVA15800	4000	0,444
*A 160	CVA16000	4064	0,451
*A 167	CVA16700	4250	0,471
A 180	CVA18000	4572	0,480
*A 187	CVA18700	4750	0,527
A 197	CVA19700	5000	0,525
*A 248	CVA24800	6305	0,662

* Fornita su richiesta / Supplied on request



CINGHIE TRAPEZOIDALI A SEZIONE CLASSICA CONTI®V DIN 2215

CLASSIC V-BELTS CONTI®V DIN 2215

**B****B****B**

descrizione	codice	sviluppo interno mm	Kg.
B 23	CVB02300	584	0,099
B 24	CVB02400	615	0,105
B 25	CVB02500	635	0,119
B 25,5	CVB02550	650	0,111
B 26,5	CVB02650	670	0,114
B 27	CVB02700	686	0,117
B 28	CVB02800	710	0,121
B 28,5	CVB02850	725	0,123
B 29	CVB02900	737	0,125
B 29,5	CVB02950	750	0,128
B 30	CVB03000	762	0,130
B 30,5	CVB03050	775	0,132
B 31	CVB03100	788	0,134
B 31,5	CVB03150	800	0,136
B 32	CVB03200	813	0,138
B 32,5	CVB03250	826	0,140
B 33	CVB03300	838	0,142
B 33,5	CVB03350	850	0,145
B 34	CVB03400	864	0,147
B 34,5	CVB03450	875	0,149
B 35	CVB03500	889	0,151
B 35,5	CVB03550	900	0,153
B 36	CVB03600	915	0,156
B 36,5	CVB03650	925	0,157
B 37	CVB03700	940	0,160
B 37,5	CVB03750	950	0,162
B 38	CVB03800	965	0,164
B 38,5	CVB03850	975	0,166
B 39	CVB03900	991	0,168
B 39,5	CVB03950	1000	0,170
B 40	CVB04000	1017	0,173
B 40,5	CVB04050	1030	0,175
B 41	CVB04100	1040	0,177
B 41,5	CVB04150	1050	0,179
B 42	CVB04200	1060	0,180
B 42,5	CVB04250	1075	0,183
B 43	CVB04300	1090	0,185
B 43,5	CVB04350	1100	0,187
B 44	CVB04400	1120	0,190
B 45	CVB04500	1150	0,196
B 46	CVB04600	1175	0,200
B 46,5	CVB04650	1180	0,201
B 47	CVB04700	1200	0,204
B 48	CVB04800	1215	0,207
B 48,5	CVB04850	1225	0,208
B 49	CVB04900	1250	0,213
B 50	CVB05000	1270	0,216
B 51	CVB05100	1300	0,221
B 52	CVB05200	1320	0,224

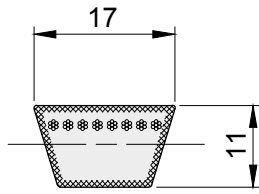
descrizione	codice	sviluppo interno mm	Kg.
B 52,5	CVB05250	1335	0,227
B 53	CVB05300	1350	0,230
B 53,5	CVB05350	1360	0,231
B 54	CVB05400	1372	0,233
B 55	CVB05500	1400	0,238
B 56	CVB05600	1422	0,242
B 57	CVB05700	1450	0,261
B 58	CVB05800	1470	0,265
B 59	CVB05900	1500	0,270
B 60	CVB06000	1525	0,275
B 61	CVB06100	1550	0,279
B 62	CVB06200	1575	0,284
B 63	CVB06300	1600	0,288
B 64	CVB06400	1625	0,293
B 65	CVB06500	1650	0,297
B 66	CVB06600	1676	0,302
B 67	CVB06700	1700	0,306
B 68	CVB06800	1725	0,311
B 69	CVB06900	1750	0,315
B 69,5	CVB06950	1761	0,317
B 70	CVB07000	1775	0,320
B 71	CVB07100	1800	0,324
B 72	CVB07200	1829	0,329
B 73	CVB07300	1850	0,333
B 74	CVB07400	1880	0,338
B 75	CVB07500	1900	0,342
B 76	CVB07600	1930	0,347
B 77	CVB07700	1950	0,351
B 78	CVB07800	1981	0,357
B 79	CVB07900	2000	0,360
B 80	CVB08000	2030	0,365
B 81	CVB08100	2060	0,371
B 82	CVB08200	2083	0,375
B 83	CVB08300	2108	0,379
B 83,5	CVB08350	2120	0,382
B 84	CVB08400	2134	0,384
B 85	CVB08500	2160	0,387
B 86	CVB08600	2184	0,391
B 86,5	CVB08650	2200	0,394
B 87	CVB08700	2210	0,396
B 88	CVB08800	2240	0,401
B 89	CVB08900	2261	0,405
B 90	CVB09000	2286	0,410
B 91	CVB09100	2300	0,412
B 92	CVB09200	2337	0,419
B 93	CVB09300	2360	0,423
B 94	CVB09400	2388	0,428
B 94,5	CVB09450	2400	0,430
B 95	CVB09500	2413	0,432

descrizione	codice	sviluppo interno mm	Kg.
B 96	CVB09600	2438	0,437
B 96,5	CVB09650	2450	0,439
B 97	CVB09700	2465	0,442
B 98	CVB09800	2500	0,448
B 99	CVB09900	2515	0,451
B 100	CVB10000	2540	0,455
B 101	CVB10100	2565	0,460
B 102	CVB10200	2600	0,466
B 103	CVB10300	2616	0,469
B 104	CVB10400	2650	0,475
B 105	CVB10500	2667	0,478
B 106	CVB10600	2700	0,484
B 107	CVB10700	2718	0,487
B 108	CVB10800	2750	0,493
*B 109	CVB10900	2769	0,496
B 110	CVB11000	2800	0,501
B 111	CVB11100	2820	0,505
B 112	CVB11200	2840	0,509
B 113	CVB11300	2870	0,514
B 114	CVB11400	2900	0,519
B 115	CVB11500	2921	0,523
B 116	CVB11600	2950	0,528
*B 117	CVB11700	2972	0,532
B 118	CVB11800	3000	0,537
B 120	CVB12000	3050	0,546
B 122	CVB12200	3100	0,555
B 124	CVB12400	3150	0,564
B 125	CVB12500	3175	0,568
B 126	CVB12600	3200	0,573
*B 127	CVB12700	3226	0,578
B 128	CVB12800	3250	0,582
B 130	CVB13000	3302	0,591
B 132	CVB13200	3350	0,600
B 133	CVB13300	3378	0,605
B 134	CVB13400	3404	0,609
B 135	CVB13500	3429	0,614
B 136	CVB13600	3450	0,618
B 138	CVB13800	3505	0,627
B 140	CVB14000	3550	0,635
B 141	CVB14100	3581	0,678
B 142	CVB14200	3600	0,644
B 144	CVB14400	3658	0,655
B 146	CVB14600	3700	0,662
*B 147	CVB14700	3734	0,668
B 148	CVB14800	3750	0,671
B 150	CVB15000	3810	0,682
B 151	CVB15100	3835	0,686
B 151,5	CVB15150	3895	0,689
B 152	CVB15200	3861	0,691



CINGHIE TRAPEZOIDALI A SEZIONE CLASSICA CONTI®V DIN 2215

CLASSIC V-BELTS CONTI®V DIN 2215

**B****B**

descrizione	codice	sviluppo interno mm	Kg.
B 154	CVB15400	3912	0,700
B 156	CVB15600	3950	0,707
*B 157	CVB15700	3988	0,698
B 158	CVB15800	4000	0,716
*B 160	CVB16000	4064	0,727
B 162	CVB16200	4115	0,736
*B 163	CVB16300	4140	0,741
*B 164	CVB16400	4166	0,746
B 165	CVB16500	4200	0,752
B 167	CVB16700	4250	0,761
*B 168	CVB16800	4267	0,764
*B 170	CVB17000	4318	0,773
B 172	CVB17200	4378	0,786
B 173	CVB17300	4394	0,786
B 175	CVB17500	4450	0,796
B 177	CVB17700	4500	0,805
B 180	CVB18000	4572	0,866
B 185	CVB18500	4699	0,890
B 187	CVB18700	4750	0,899
*B 188	CVB18800	4775	0,904
B 190	CVB19000	4826	0,914
B 192	CVB19200	4877	0,924
B 195	CVB19500	4953	0,938
B 197	CVB19700	5000	0,948
B 200	CVB20000	5100	0,962
B 204	CVB20400	5182	0,981
B 208	CVB20800	5283	1,000
B 209	CVB20900	5300	1,005
B 210	CVB21000	5334	1,010
B 215	CVB21500	5463	1,034
B 220	CVB22000	5600	1,058
*B 223	CVB22300	5664	1,073
*B 225	CVB22500	5717	0,972
*B 226	CVB22600	5740	1,087
*B 229	CVB22900	5817	1,101
B 236	CVB23600	5994	1,135
*B 238	CVB23800	6045	1,145
*B 240	CVB24000	6096	1,154
B 248	CVB24800	6300	1,193
*B 253	CVB25300	6426	1,217
B 255	CVB25500	6480	1,102
*B 259	CVB25900	6579	1,246
*B 260	CVB26000	6607	1,123
B 264	CVB26400	6700	1,270
B 270	CVB27000	6861	1,299
B 276	CVB27600	7000	1,328
*B 280	CVB28000	7100	1,347
*B 285	CVB28500	7239	1,371
*B 300	CVB30000	7620	1,443

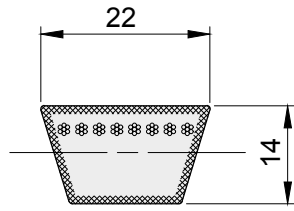
descrizione	codice	sviluppo interno mm	Kg.
B 315	CVB31500	8000	1,515
*B 330	CVB33000	8382	1,587
B 345	CVB34500	8763	1,659
B 360	CVB36000	9144	1,732

* Fornita su richiesta / Supplied on request



CINGHIE TRAPEZOIDALI A SEZIONE CLASSICA CONTI®V DIN 2215

CLASSIC V-BELTS CONTI®V DIN 2215

**C****C****C**

descrizione	codice	sviluppo interno mm	Kg.
C 41	CVC04100	1041	0,336
C 42	CVC04200	1067	0,320
C 43	CVC04300	1090	0,353
*C 44	CVC04400	1120	0,336
C 45	CVC04500	1143	0,369
C 46,5	CVC04650	1180	0,354
C 47	CVC04700	1200	0,385
C 48	CVC04800	1220	0,394
C 49	CVC04900	1250	0,402
C 50	CVC05000	1270	0,410
C 51	CVC05100	1295	0,389
C 52	CVC05200	1320	0,426
C 53	CVC05300	1350	0,435
C 54	CVC05400	1375	0,443
C 55	CVC05500	1400	0,451
C 56	CVC05600	1425	0,459
C 57	CVC05700	1450	0,467
C 58	CVC05800	1475	0,468
C 59	CVC05900	1500	0,484
C 60	CVC06000	1524	0,484
C 61	CVC06100	1550	0,500
C 62	CVC06200	1575	0,508
C 63	CVC06300	1600	0,508
C 64	CVC06400	1626	0,516
C 65	CVC06500	1650	0,533
C 66	CVC06600	1676	0,541
C 67	CVC06700	1700	0,540
C 68	CVC06800	1727	0,518
C 69	CVC06900	1750	0,566
C 70	CVC07000	1778	0,565
C 71	CVC07100	1800	0,573
C 72	CVC07200	1829	0,590
C 73	CVC07300	1854	0,589
C 74	CVC07400	1880	0,597
C 75	CVC07500	1900	0,616
C 76	CVC07600	1930	0,613
C 76,5	CVC07650	1950	0,585
C 77	CVC07700	1956	0,621
C 78	CVC07800	1981	0,629
C 79	CVC07900	2000	0,648
C 80	CVC08000	2032	0,645
C 81	CVC08100	2057	0,664
C 82	CVC08200	2083	0,672
C 83	CVC08300	2108	0,681
C 83,5	CVC08350	2120	0,636
C 84	CVC08400	2135	0,689
C 85	CVC08500	2159	0,697
C 86	CVC08600	2184	0,705
C 87	CVC08700	2210	0,663

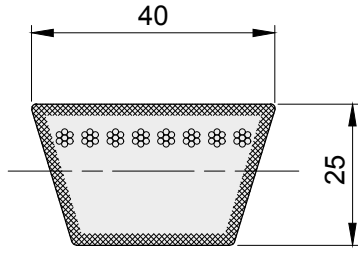
descrizione	codice	sviluppo interno mm	Kg.
C 88	CVC08800	2240	0,722
C 89	CVC08900	2261	0,718
C 90	CVC09000	2286	0,738
C 91	CVC09100	2311	0,746
*C 91,5	CVC09150	2324	0,697
C 92	CVC09200	2337	0,754
C 93	CVC09300	2360	0,763
C 94	CVC09400	2388	0,771
C 95	CVC09500	2413	0,742
C 96	CVC09600	2438	0,787
C 96,5	CVC09650	2450	0,791
C 97	CVC09700	2464	0,782
C 98	CVC09800	2500	0,804
C 99	CVC09900	2525	0,799
C 100	CVC10000	2540	0,820
C 101	CVC10100	2560	0,815
C 102	CVC10200	2591	0,836
C 103	CVC10300	2616	0,831
C 104	CVC10400	2642	0,839
C 105	CVC10500	2670	0,887
C 105,7	CVC10570	2685	0,890
C 106	CVC10600	2692	0,893
C 107	CVC10700	2718	0,904
*C 107,3	CVC10730	2725	0,910
C 108	CVC10800	2750	0,914
C 109	CVC10900	2769	0,831
C 110	CVC11000	2800	0,929
C 111	CVC11100	2819	0,937
C 112	CVC11200	2845	0,944
C 113	CVC11300	2865	0,953
C 114	CVC11400	2900	0,964
C 115	CVC11500	2921	0,971
C 116	CVC11600	2950	0,981
C 117	CVC11700	2965	0,986
C 118	CVC11800	3000	0,998
*C 119	CVC11900	3030	1,007
C 120	CVC12000	3050	1,014
*C 121	CVC12100	3073	1,022
C 122	CVC12200	3099	1,030
C 124	CVC12400	3150	1,047
C 125	CVC12500	3175	1,056
C 126	CVC12600	3200	1,032
C 127	CVC12700	3226	1,040
C 128	CVC12800	3250	1,048
C 130	CVC13000	3302	1,065
C 131	CVC13100	3327	0,998
C 132	CVC13200	3350	1,080
*C 133	CVC13300	3378	1,089
C 134	CVC13400	3404	1,098

descrizione	codice	sviluppo interno mm	Kg.
C 136	CVC13600	3454	1,114
C 137	CVC13700	3480	1,122
C 138	CVC13800	3505	1,130
C 139	CVC13900	3531	1,059
C 140	CVC14000	3550	1,145
C 142	CVC14200	3607	1,150
C 143	CVC14300	3632	1,160
C 144	CVC14400	3658	1,166
C 145	CVC14500	3683	1,175
C 146	CVC14600	3700	1,183
C 147	CVC14700	3734	1,190
C 148	CVC14800	3750	1,199
*C 149	CVC14900	3785	1,207
C 150	CVC15000	3810	1,215
C 151,5	CVC15150	3848	1,220
C 152	CVC15200	3861	1,230
C 154	CVC15400	3912	1,247
C 155	CVC15500	3937	1,256
C 156	CVC15600	3962	1,264
C 157	CVC15700	3988	1,272
C 158	CVC15800	4000	1,280
*C 158,5	CVC15850	4020	1,206
C 159	CVC15900	4039	1,288
C 160	CVC16000	4064	1,296
C 162	CVC16200	4115	1,312
*C 163	CVC16300	4140	1,320
*C 164	CVC16400	4166	1,328
C 166	CVC16600	4216	1,345
C 167	CVC16700	4250	1,353
C 168	CVC16800	4267	1,361
C 170	CVC17000	4318	1,377
C 173	CVC17300	4390	1,401
C 175	CVC17500	4445	1,418
C 177	CVC17700	4500	1,434
C 178	CVC17800	4521	1,442
C 180	CVC18000	4572	1,458
C 181	CVC18100	4600	1,466
C 182	CVC18200	4623	1,474
C 183	CVC18300	4648	1,482
*C 185	CVC18500	4699	1,499
C 187	CVC18700	4750	1,515
*C 189	CVC18900	4800	1,531
C 190	CVC19000	4826	1,539
C 192	CVC19200	4877	1,555
C 193	CVC19300	4900	1,563
C 195	CVC19500	4953	1,580
C 197	CVC19700	5000	1,596
*C 198	CVC19800	5029	1,604
C 200	CVC20000	5080	1,620



CINGHIE TRAPEZOIDALI A SEZIONE CLASSICA CONTI®V DIN 2215

CLASSIC V-BELTS CONTI®V DIN 2215



E

descrizione	codice	sviluppo interno mm	Kg.
*E 158	CVE15800	4000	3,880
*E 197	CVE19700	5000	4,850
*E 220	CVE22000	5600	5,432
*E 236	CVE23600	6000	5,820
*E 248	CVE24800	6300	6,111
*E 280	CVE28000	7100	6,887
*E 295	CVE29500	7500	7,275
*E 315	CVE31500	8000	7,760
*E 354	CVE35400	9000	8,730
*E 394	CVE39400	10000	9,700
*E 441	CVE44100	11200	10,864
*E 492	CVE49200	12500	12,125

* Fornita su richiesta / Supplied on request



CINGHIE TRAPEZOIDALI A SEZIONE STRETTA CONTI®V DIN 7753 NARROW V-BELTS CONTI®V DIN 7753

CINGHIE TRAPEZOIDALI RIVESTITE CONTI®V PER TRASMISSIONI ESIGENTI NELL'INTERO SETTORE DELLE COSTRUZIONI MECCANICHE, DIN 7753

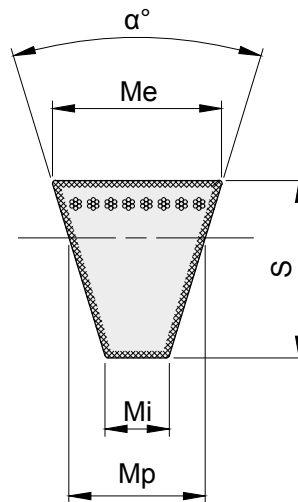

CONTI®V WRAPPED V-BELTS FOR DEMANDING DRIVES IN ALL SECTORS
OF MACHINE ENGINEERING, DIN 7753

Proprietà

- › Resistenti a temperature comprese tra -55°C e +70°C in funzione dell'applicazione
- › Stesso sviluppo L=L (da 1000 mm)
- › Elettricamente conduttrici a norma ISO 1813
- › Relativamente resistenti all'olio
- › Utilizzabili in climi tropicali
- › Resistenti alla polvere

Properties

- › Temperature range from -55 °C to +70 °C, depending on application
- › Matched set L=L (from 1000 mm)
- › Electrically conductive in accordance with ISO 1813
- › Conditionally resistant to oil
- › Suitable for tropical climates
- › Dust-proof



DIMENSIONI CINGHIA DIMENSIONS OF V-BELT

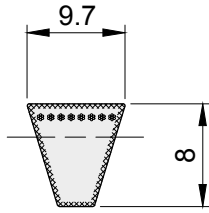


descrizione	α gradi	M_e mm	M_p mm	M_i mm	S mm
SPZ	38°	9,7	8,5	4,5	8
SPA	38°	12,7	11,0	6,2	10
SPB	38°	16,3	14,0	7,9	13
SPC	38°	22,0	19,0	10,3	18



CINGHIE TRAPEZOIDALI A SEZIONE STRETTA CONTI®V DIN 7753

NARROW V-BELTS CONTI®V DIN 7753



SPZ

SPZ

SPZ

descrizione	codice	sviluppo mm	Kg.
*SPZ 487	CVSPZ00487	487	0,030
SPZ 512	CVSPZ00512	512	0,036
SPZ 562	CVSPZ00562	562	0,039
SPZ 587	CVSPZ00587	587	0,041
SPZ 612	CVSPZ00612	612	0,045
SPZ 630	CVSPZ00630	630	0,046
SPZ 637	CVSPZ00637	637	0,047
SPZ 662	CVSPZ00662	662	0,048
SPZ 670	CVSPZ00670	670	0,049
SPZ 677	CVSPZ00677	677	0,049
SPZ 687	CVSPZ00687	687	0,050
SPZ 697	CVSPZ00697	697	0,051
SPZ 710	CVSPZ00710	710	0,052
SPZ 722	CVSPZ00722	722	0,053
SPZ 737	CVSPZ00737	737	0,054
SPZ 750	CVSPZ00750	750	0,055
SPZ 758	CVSPZ00758	758	0,055
SPZ 762	CVSPZ00762	762	0,056
SPZ 772	CVSPZ00772	772	0,056
SPZ 787	CVSPZ00787	787	0,057
SPZ 800	CVSPZ00800	800	0,058
SPZ 812	CVSPZ00812	812	0,059
SPZ 825	CVSPZ00825	825	0,060
SPZ 837	CVSPZ00837	837	0,061
SPZ 850	CVSPZ00850	850	0,062
SPZ 862	CVSPZ00862	862	0,063
SPZ 875	CVSPZ00875	875	0,064
SPZ 887	CVSPZ00887	887	0,065
*SPZ 892	CVSPZ00892	892	0,000
SPZ 900	CVSPZ00900	900	0,066
SPZ 912	CVSPZ00912	912	0,067
SPZ 922	CVSPZ00922	922	0,067
SPZ 925	CVSPZ00925	925	0,068
SPZ 927	CVSPZ00927	927	0,068
SPZ 937	CVSPZ00937	937	0,068
SPZ 947	CVSPZ00947	947	0,069
SPZ 950	CVSPZ00950	950	0,069
SPZ 962	CVSPZ00962	962	0,070
SPZ 970	CVSPZ00970	970	0,071
SPZ 987	CVSPZ00987	987	0,072
SPZ 1000	CVSPZ01000	1000	0,073
SPZ 1012	CVSPZ01012	1012	0,074
SPZ 1024	CVSPZ01024	1024	0,075
SPZ 1037	CVSPZ01037	1037	0,076
SPZ 1047	CVSPZ01047	1047	0,076
SPZ 1060	CVSPZ01060	1060	0,077
*SPZ 1062	CVSPZ01062	1062	0,078
SPZ 1077	CVSPZ01077	1077	0,079
SPZ 1087	CVSPZ01087	1087	0,079

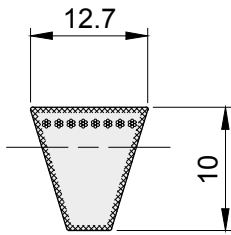
descrizione	codice	sviluppo mm	Kg.
SPZ 1112	CVSPZ01112	1112	0,081
SPZ 1120	CVSPZ01120	1120	0,082
SPZ 1127	CVSPZ01127	1127	0,082
SPZ 1137	CVSPZ01137	1137	0,083
SPZ 1147	CVSPZ01147	1147	0,084
SPZ 1150	CVSPZ01150	1150	0,084
SPZ 1162	CVSPZ01162	1162	0,085
SPZ 1171	CVSPZ01171	1171	0,085
SPZ 1180	CVSPZ01180	1180	0,086
SPZ 1187	CVSPZ01187	1187	0,087
SPZ 1202	CVSPZ01202	1202	0,088
SPZ 1212	CVSPZ01212	1212	0,088
SPZ 1222	CVSPZ01222	1222	0,089
SPZ 1237	CVSPZ01237	1237	0,090
SPZ 1250	CVSPZ01250	1250	0,091
SPZ 1262	CVSPZ01262	1262	0,092
SPZ 1270	CVSPZ01270	1270	0,093
SPZ 1287	CVSPZ01287	1287	0,094
SPZ 1312	CVSPZ01312	1312	0,096
SPZ 1320	CVSPZ01320	1320	0,096
*SPZ 1330	CVSPZ01330	1330	0,097
SPZ 1337	CVSPZ01337	1337	0,098
SPZ 1347	CVSPZ01347	1347	0,098
SPZ 1362	CVSPZ01362	1362	0,099
SPZ 1387	CVSPZ01387	1387	0,101
SPZ 1400	CVSPZ01400	1400	0,108
SPZ 1412	CVSPZ01412	1412	0,109
SPZ 1420	CVSPZ01420	1420	0,109
SPZ 1437	CVSPZ01437	1437	0,110
SPZ 1457	CVSPZ01457	1457	0,112
SPZ 1462	CVSPZ01462	1462	0,112
SPZ 1487	CVSPZ01487	1487	0,114
SPZ 1500	CVSPZ01500	1500	0,115
SPZ 1512	CVSPZ01512	1512	0,116
SPZ 1520	CVSPZ01520	1520	0,117
SPZ 1537	CVSPZ01537	1537	0,118
SPZ 1550	CVSPZ01550	1550	0,119
SPZ 1562	CVSPZ01562	1562	0,120
SPZ 1587	CVSPZ01587	1587	0,122
SPZ 1600	CVSPZ01600	1600	0,123
SPZ 1612	CVSPZ01612	1612	0,124
SPZ 1637	CVSPZ01637	1637	0,126
SPZ 1650	CVSPZ01650	1650	0,127
SPZ 1662	CVSPZ01662	1662	0,128
SPZ 1687	CVSPZ01687	1687	0,130
SPZ 1700	CVSPZ01700	1700	0,131
SPZ 1712	CVSPZ01712	1712	0,132
SPZ 1737	CVSPZ01737	1737	0,134
SPZ 1750	CVSPZ01750	1750	0,135

descrizione	codice	sviluppo mm	Kg.
SPZ 1762	CVSPZ01762	1762	0,136
SPZ 1787	CVSPZ01787	1787	0,138
SPZ 1800	CVSPZ01800	1800	0,139
SPZ 1812	CVSPZ01812	1812	0,140
SPZ 1837	CVSPZ01837	1837	0,142
SPZ 1850	CVSPZ01850	1850	0,143
SPZ 1862	CVSPZ01862	1862	0,144
SPZ 1887	CVSPZ01887	1887	0,146
SPZ 1900	CVSPZ01900	1900	0,147
SPZ 1937	CVSPZ01937	1937	0,150
SPZ 1950	CVSPZ01950	1950	0,151
SPZ 1987	CVSPZ01987	1987	0,154
SPZ 2000	CVSPZ02000	2000	0,155
SPZ 2030	CVSPZ02030	2030	0,157
SPZ 2037	CVSPZ02037	2037	0,157
SPZ 2062	CVSPZ02062	2062	0,159
SPZ 2087	CVSPZ02087	2087	0,161
SPZ 2120	CVSPZ02120	2120	0,164
SPZ 2137	CVSPZ02137	2137	0,165
SPZ 2150	CVSPZ02150	2150	0,166
SPZ 2160	CVSPZ02160	2160	0,167
SPZ 2187	CVSPZ02187	2187	0,168
SPZ 2240	CVSPZ02240	2240	0,172
SPZ 2262	CVSPZ02262	2262	0,174
*SPZ 2280	CVSPZ02280	2280	0,175
SPZ 2287	CVSPZ02287	2287	0,176
SPZ 2360	CVSPZ02360	2360	0,182
SPZ 2410	CVSPZ02410	2410	0,185
SPZ 2430	CVSPZ02430	2430	0,187
*SPZ 2437	CVSPZ02437	2437	0,188
SPZ 2487	CVSPZ02487	2487	0,191
SPZ 2500	CVSPZ02500	2500	0,192
SPZ 2540	CVSPZ02540	2540	0,196
SPZ 2637	CVSPZ02637	2637	0,203
SPZ 2650	CVSPZ02650	2650	0,204
SPZ 2690	CVSPZ02690	2690	0,207
SPZ 2800	CVSPZ02800	2800	0,216
SPZ 2840	CVSPZ02840	2840	0,219
SPZ 3000	CVSPZ03000	3000	0,234
SPZ 3150	CVSPZ03150	3150	0,246
SPZ 3170	CVSPZ03170	3170	0,247
SPZ 3350	CVSPZ03350	3350	0,261
SPZ 3550	CVSPZ03550	3550	0,277



CINGHIE TRAPEZOIDALI A SEZIONE STRETTA CONTI®V DIN 7753

NARROW V-BELTS CONTI®V DIN 7753



SPA

SPA

SPA

descrizione	codice	sviluppo mm	Kg.
SPA 647	CVSPA00647	647	0,071
SPA 707	CVSPA00707	707	0,077
SPA 732	CVSPA00732	732	0,080
SPA 757	CVSPA00757	757	0,083
SPA 782	CVSPA00782	782	0,085
SPA 800	CVSPA00800	800	0,087
SPA 807	CVSPA00807	807	0,088
SPA 832	CVSPA00832	832	0,091
SPA 850	CVSPA00850	850	0,093
SPA 857	CVSPA00857	857	0,093
SPA 882	CVSPA00882	882	0,096
SPA 900	CVSPA00900	900	0,098
SPA 907	CVSPA00907	907	0,099
SPA 925	CVSPA00925	925	0,101
SPA 932	CVSPA00932	932	0,102
SPA 950	CVSPA00950	950	0,104
SPA 957	CVSPA00957	957	0,104
SPA 967	CVSPA00967	967	0,105
SPA 982	CVSPA00982	982	0,107
SPA 1000	CVSPA01000	1000	0,109
SPA 1007	CVSPA01007	1007	0,110
SPA 1032	CVSPA01032	1032	0,140
SPA 1042	CVSPA01042	1042	0,114
SPA 1057	CVSPA01057	1057	0,105
SPA 1060	CVSPA01060	1060	0,116
SPA 1082	CVSPA01082	1082	0,118
SPA 1090	CVSPA01090	1090	0,119
SPA 1100	CVSPA01100	1100	0,120
SPA 1107	CVSPA01107	1107	0,151
SPA 1120	CVSPA01120	1120	0,122
SPA 1127	CVSPA01127	1127	0,123
SPA 1132	CVSPA01132	1132	0,123
SPA 1150	CVSPA01150	1150	0,125
SPA 1157	CVSPA01157	1157	0,126
SPA 1175	CVSPA01175	1175	0,160
SPA 1180	CVSPA01180	1180	0,129
SPA 1207	CVSPA01207	1207	0,132
*SPA 1220	CVSPA01220	1220	0,133
SPA 1225	CVSPA01225	1225	0,134
SPA 1232	CVSPA01232	1232	0,134
SPA 1250	CVSPA01250	1250	0,136
SPA 1257	CVSPA01257	1257	0,137
SPA 1272	CVSPA01272	1272	0,160
SPA 1282	CVSPA01282	1282	0,140
SPA 1300	CVSPA01300	1300	0,142
SPA 1307	CVSPA01307	1307	0,142
SPA 1320	CVSPA01320	1320	0,144
SPA 1332	CVSPA01332	1332	0,145
SPA 1357	CVSPA01357	1357	0,148

descrizione	codice	sviluppo mm	Kg.
SPA 1367	CVSPA01367	1367	0,149
SPA 1375	CVSPA01375	1375	0,150
SPA 1382	CVSPA01382	1382	0,139
SPA 1400	CVSPA01400	1400	0,147
SPA 1407	CVSPA01407	1407	0,141
SPA 1425	CVSPA01425	1425	0,143
SPA 1432	CVSPA01432	1432	0,144
SPA 1450	CVSPA01450	1450	0,158
SPA 1457	CVSPA01457	1457	0,147
SPA 1482	CVSPA01482	1482	0,149
SPA 1500	CVSPA01500	1500	0,151
SPA 1507	CVSPA01507	1507	0,152
SPA 1525	CVSPA01525	1525	0,153
SPA 1532	CVSPA01532	1532	0,154
*SPA 1550	CVSPA01550	1550	0,156
SPA 1557	CVSPA01557	1557	0,157
SPA 1582	CVSPA01582	1582	0,159
SPA 1600	CVSPA01600	1600	0,161
SPA 1607	CVSPA01607	1607	0,162
SPA 1632	CVSPA01632	1632	0,165
SPA 1657	CVSPA01657	1657	0,167
SPA 1675	CVSPA01675	1675	0,169
SPA 1682	CVSPA01682	1682	0,170
SPA 1700	CVSPA01700	1700	0,171
SPA 1707	CVSPA01707	1707	0,172
SPA 1732	CVSPA01732	1732	0,175
SPA 1750	CVSPA01750	1750	0,176
SPA 1757	CVSPA01757	1757	0,177
SPA 1782	CVSPA01782	1782	0,180
SPA 1800	CVSPA01800	1800	0,182
SPA 1807	CVSPA01807	1807	0,182
SPA 1832	CVSPA01832	1832	0,185
SPA 1850	CVSPA01850	1850	0,202
SPA 1857	CVSPA01857	1857	0,187
SPA 1882	CVSPA01882	1882	0,190
SPA 1900	CVSPA01900	1900	0,192
SPA 1907	CVSPA01907	1907	0,193
SPA 1925	CVSPA01925	1925	0,194
SPA 1932	CVSPA01932	1932	0,195
SPA 1950	CVSPA01950	1950	0,196
SPA 1957	CVSPA01957	1957	0,198
SPA 1982	CVSPA01982	1982	0,200
SPA 2000	CVSPA02000	2000	0,202
SPA 2032	CVSPA02032	2032	0,205
SPA 2057	CVSPA02057	2057	0,208
SPA 2082	CVSPA02082	2082	0,210
SPA 2120	CVSPA02120	2120	0,214
SPA 2132	CVSPA02132	2132	0,215
SPA 2182	CVSPA02182	2182	0,219

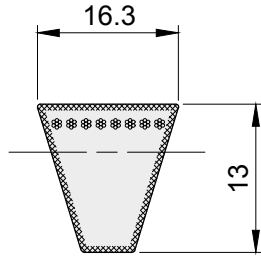
descrizione	codice	sviluppo mm	Kg.
SPA 2207	CVSPA02207	2207	0,222
SPA 2227	CVSPA02227	2227	0,224
SPA 2232	CVSPA02232	2232	0,224
SPA 2240	CVSPA02240	2240	0,225
SPA 2282	CVSPA02282	2282	0,229
SPA 2300	CVSPA02300	2300	0,231
SPA 2307	CVSPA02307	2307	0,232
SPA 2332	CVSPA02332	2332	0,234
SPA 2360	CVSPA02360	2360	0,237
SPA 2382	CVSPA02382	2382	0,239
SPA 2432	CVSPA02432	2432	0,244
SPA 2475	CVSPA02475	2475	0,249
SPA 2482	CVSPA02482	2482	0,249
SPA 2500	CVSPA02500	2500	0,251
SPA 2532	CVSPA02532	2532	0,255
SPA 2582	CVSPA02582	2582	0,260
SPA 2607	CVSPA02607	2607	0,262
SPA 2632	CVSPA02632	2632	0,265
SPA 2650	CVSPA02650	2650	0,266
SPA 2682	CVSPA02682	2682	0,270
SPA 2732	CVSPA02732	2732	0,275
SPA 2782	CVSPA02782	2782	0,280
SPA 2800	CVSPA02800	2800	0,282
SPA 2832	CVSPA02832	2832	0,285
SPA 2847	CVSPA02847	2847	0,286
SPA 2882	CVSPA02882	2882	0,290
SPA 2900	CVSPA02900	2900	0,316
SPA 2932	CVSPA02932	2932	0,295
SPA 2982	CVSPA02982	2982	0,300
SPA 3000	CVSPA03000	3000	0,308
SPA 3032	CVSPA03032	3032	0,312
SPA 3082	CVSPA03082	3082	0,317
SPA 3150	CVSPA03150	3150	0,324
SPA 3182	CVSPA03182	3182	0,327
SPA 3250	CVSPA03250	3250	0,334
SPA 3282	CVSPA03282	3282	0,338
SPA 3350	CVSPA03350	3350	0,345
SPA 3382	CVSPA03382	3382	0,348
SPA 3450	CVSPA03450	3450	0,355
*SPA 3500	CVSPA03500	3500	0,360
SPA 3550	CVSPA03550	3550	0,365
SPA 3650	CVSPA03650	3650	0,376
SPA 3750	CVSPA03750	3750	0,386
SPA 4000	CVSPA04000	4000	0,412
SPA 4250	CVSPA04250	4250	0,438
SPA 4500	CVSPA04500	4500	0,464
SPA 5000	CVSPA05000	5000	0,545
*SPA 5025	CVSPA05025	5025	0,550
SPA 5350	CVSPA05350	5350	0,583

* Fornita su richiesta / Supplied on request



CINGHIE TRAPEZOIDALI A SEZIONE STRETTA CONTI®V DIN 7753

NARROW V-BELTS CONTI®V DIN 7753



SPB

SPB

SPB

descrizione	codice	sviluppo mm	Kg.
SPB 1250	CVSPB01250	1250	0,249
SPB 1320	CVSPB01320	1320	0,263
SPB 1340	CVSPB01340	1340	0,284
SPB 1360	CVSPB01360	1360	0,288
SPB 1400	CVSPB01400	1400	0,280
SPB 1410	CVSPB01410	1410	0,299
SPB 1450	CVSPB01450	1450	0,290
SPB 1472	CVSPB01472	1472	0,295
SPB 1500	CVSPB01500	1500	0,301
SPB 1550	CVSPB01550	1550	0,311
SPB 1600	CVSPB01600	1600	0,321
SPB 1650	CVSPB01650	1650	0,332
SPB 1700	CVSPB01700	1700	0,342
SPB 1750	CVSPB01750	1750	0,352
SPB 1778	CVSPB01778	1778	0,358
SPB 1800	CVSPB01800	1800	0,363
SPB 1850	CVSPB01850	1850	0,373
SPB 1860	CVSPB01860	1860	0,375
SPB 1900	CVSPB01900	1900	0,383
SPB 1930	CVSPB01930	1930	0,390
SPB 1950	CVSPB01950	1950	0,394
SPB 2000	CVSPB02000	2000	0,404
SPB 2020	CVSPB02020	2020	0,408
SPB 2060	CVSPB02060	2060	0,416
SPB 2098	CVSPB02098	2098	0,424
SPB 2120	CVSPB02120	2120	0,429
SPB 2150	CVSPB02150	2150	0,435
SPB 2180	CVSPB02180	2180	0,441
SPB 2200	CVSPB02200	2200	0,444
SPB 2240	CVSPB02240	2240	0,452
SPB 2264	CVSPB02264	2264	0,457
SPB 2280	CVSPB02280	2280	0,460
SPB 2300	CVSPB02300	2300	0,464
SPB 2310	CVSPB02310	2310	0,466
SPB 2360	CVSPB02360	2360	0,477
SPB 2391	CVSPB02391	2391	0,483
SPB 2400	CVSPB02400	2400	0,485
SPB 2410	CVSPB02410	2410	0,487
SPB 2430	CVSPB02430	2430	0,491
SPB 2450	CVSPB02450	2450	0,495
SPB 2500	CVSPB02500	2500	0,505
*SPB 2518	CVSPB02518	2518	0,509
SPB 2530	CVSPB02530	2530	0,512
SPB 2580	CVSPB02580	2580	0,522
SPB 2600	CVSPB02600	2600	0,526
SPB 2650	CVSPB02650	2650	0,536
SPB 2680	CVSPB02680	2680	0,542
SPB 2720	CVSPB02720	2720	0,551
SPB 2730	CVSPB02730	2730	0,553

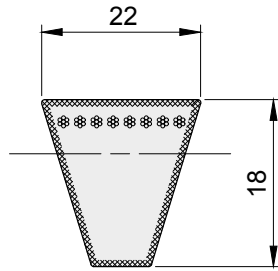
descrizione	codice	sviluppo mm	Kg.
SPB 2760	CVSPB02760	2760	0,559
SPB 2800	CVSPB02800	2800	0,567
SPB 2840	CVSPB02840	2840	0,575
SPB 2850	CVSPB02850	2850	0,577
SPB 2900	CVSPB02900	2900	0,587
SPB 2950	CVSPB02950	2950	0,598
SPB 2990	CVSPB02990	2990	0,606
SPB 3000	CVSPB03000	3000	0,608
SPB 3070	CVSPB03070	3070	0,622
SPB 3150	CVSPB03150	3150	0,639
SPB 3170	CVSPB03170	3170	0,643
SPB 3250	CVSPB03250	3250	0,659
SPB 3320	CVSPB03320	3320	0,674
SPB 3350	CVSPB03350	3350	0,680
*SPB 3400	CVSPB03400	3400	0,690
SPB 3425	CVSPB03425	3425	0,695
SPB 3450	CVSPB03450	3450	0,700
SPB 3500	CVSPB03500	3500	0,711
SPB 3550	CVSPB03550	3550	0,721
SPB 3620	CVSPB03620	3620	0,735
SPB 3650	CVSPB03650	3650	0,741
SPB 3675	CVSPB03675	3675	0,747
SPB 3750	CVSPB03750	3750	0,762
SPB 3800	CVSPB03800	3800	0,772
*SPB 3825	CVSPB03825	3825	0,777
*SPB 3830	CVSPB03830	3830	0,780
SPB 3850	CVSPB03850	3850	0,782
SPB 3870	CVSPB03870	3870	0,787
SPB 4000	CVSPB04000	4000	0,813
SPB 4050	CVSPB04050	4050	0,823
SPB 4060	CVSPB04060	4060	0,826
SPB 4120	CVSPB04120	4120	0,838
*SPB 4160	CVSPB04160	4160	0,846
*SPB 4200	CVSPB04200	4200	0,854
SPB 4250	CVSPB04250	4250	0,865
*SPB 4300	CVSPB04300	4300	0,870
SPB 4310	CVSPB04310	4310	0,877
SPB 4370	CVSPB04370	4370	0,889
*SPB 4400	CVSPB04400	4400	0,895
SPB 4500	CVSPB04500	4500	0,916
SPB 4560	CVSPB04560	4560	0,928
SPB 4620	CVSPB04620	4620	0,940
SPB 4750	CVSPB04750	4750	0,967
SPB 4820	CVSPB04820	4820	0,981
*SPB 4842	CVSPB04842	4842	1,027
SPB 4870	CVSPB04870	4870	0,992
SPB 5000	CVSPB05000	5000	1,060
*SPB 5058	CVSPB05058	5058	1,072
SPB 5070	CVSPB05070	5070	1,075

descrizione	codice	sviluppo mm	Kg.
SPB 5080	CVSPB05080	5080	1,077
SPB 5300	CVSPB05300	5300	1,124
SPB 5380	CVSPB05380	5380	1,141
SPB 5400	CVSPB05400	5400	1,145
SPB 5480	CVSPB05480	5480	1,162
SPB 5600	CVSPB05600	5600	1,187
SPB 5680	CVSPB05680	5680	1,204
*SPB 5900	CVSPB05900	5900	1,174
SPB 6000	CVSPB06000	6000	1,272
SPB 6300	CVSPB06300	6300	1,336
*SPB 6340	CVSPB06340	6340	1,344
*SPB 6500	CVSPB06500	6500	1,378
SPB 6700	CVSPB06700	6700	1,420
SPB 7100	CVSPB07100	7100	1,505
SPB 7500	CVSPB07500	7500	1,590
SPB 8000	CVSPB08000	8000	1,696
SPB 9000	CVSPB09000	9000	1,908



CINGHIE TRAPEZOIDALI A SEZIONE STRETTA CONTI®V DIN 7753

NARROW V-BELTS CONTI®V DIN 7753



SPC

descrizione	codice	sviluppo mm	Kg.		
SPC 2000	CVSPC02000	2000	0,756		
SPC 2120	CVSPC02120	2120	0,803		
SPC 2240	CVSPC02240	2240	0,847		
SPC 2360	CVSPC02360	2360	0,894		
SPC 2500	CVSPC02500	2500	0,948		
SPC 2550	CVSPC02550	2550	0,968		
SPC 2650	CVSPC02650	2650	1,006		
SPC 2800	CVSPC02800	2800	1,065		
SPC 3000	CVSPC03000	3000	1,140		
*SPC 3100	CVSPC03100	3100	1,178		
SPC 3150	CVSPC03150	3150	1,197		
SPC 3250	CVSPC03250	3250	1,239		
SPC 3350	CVSPC03350	3350	1,273		
*SPC 3450	CVSPC03450	3450	1,317		
*SPC 3500	CVSPC03500	3500	1,336		
SPC 3550	CVSPC03550	3550	1,350		
SPC 3750	CVSPC03750	3750	1,427		
*SPC 3912	CVSPC03912	3912	1,488		
SPC 4000	CVSPC04000	4000	1,522		
SPC 4100	CVSPC04100	4100	1,569		
SPC 4250	CVSPC04250	4250	1,627		
SPC 4380	CVSPC04380	4380	1,678		
*SPC 4400	CVSPC04400	4400	1,685		
SPC 4500	CVSPC04500	4500	1,712		
*SPC 4650	CVSPC04650	4650	1,782		
SPC 4750	CVSPC04750	4750	1,807		
SPC 5000	CVSPC05000	5000	1,902		
SPC 5300	CVSPC05300	5300	2,016		
SPC 5440	CVSPC05440	5440	2,069		
SPC 5600	CVSPC05600	5600	2,130		
SPC 5800	CVSPC05800	5800	2,500		
SPC 6000	CVSPC06000	6000	2,282		
SPC 6300	CVSPC06300	6300	2,397		
SPC 6500	CVSPC06500	6500	2,473		
SPC 6700	CVSPC06700	6700	2,549		
SPC 7000	CVSPC07000	7000	2,663		
SPC 7100	CVSPC07100	7100	2,701		
SPC 7500	CVSPC07500	7500	2,853		
*SPC 7800	CVSPC07800	7800	2,967		
SPC 8000	CVSPC08000	8000	3,043		
SPC 8500	CVSPC08500	8500	3,233		
SPC 9000	CVSPC09000	9000	3,424		
SPC 9500	CVSPC09500	9500	3,614		
SPC 10000	CVSPC10000	10000	3,804		
SPC 10600	CVSPC10600	10600	4,032		
SPC 11200	CVSPC11200	11200	5,000		
*SPC 12250	CVSPC12250	12250	4,655		
SPC 12500	CVSPC12500	12500	4,750		

* Fornita su richiesta / Supplied on request



CINGHIE TRAPEZOIDALI CONTI®V GARDEN V-BELTS CONTI®V GARDEN

CINGHIA RESISTENTE PER UN BUON CONTROLLO DELLO SLITTAMENTO ED UN IMPIEGO SILENZIOSO NELLA FUNZIONE DI FRIZIONE. PROGETTATA IN PARTICOLAR MODO PER MACCHINE USATE NELLA MANUTENZIONE DEI PARCHI E GIARDINI

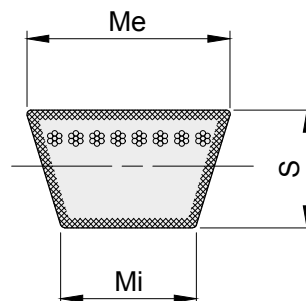

HEAVY-DUTY V-BELT FOR GOOD SLIP CONTROL AND NOISELESS CLUTCH ENGAGEMENT. SPECIALLY DEVELOPED FOR MACHINES USED IN GARDEN AND PARK UPKEEP

Proprietà

- › Resistenti a temperature comprese tra -30°C e +80°C in funzione dell'applicazione
- › Resistenti a elevati carichi impulsivi
- › Idonee per controflessione/pulegge tendicinghia posteriori
- › Utilizzabili in climi tropicali
- › Resistenti alla polvere

Properties

- › Temperature range from -30 °C to +80 °C, depending on application
- › Resistant to high shock loads
- › Suitable for counterflexing/tension pulleys
- › Tropic-proof
- › Dust-proof



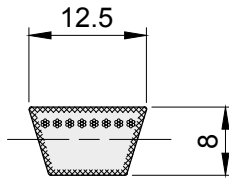
DIMENSIONI CINGHIA
DIMENSIONS OF V-BELT



descrizione	Me mm	Mi mm	S mm
3L	9,5	6,0	5,5
4L	12,5	6,7	8,0
5L	16,5	9,6	9,6



CINGHIE TRAPEZOIDALI CONTI®V GARDEN V-BELTS CONTI®V GARDEN



4L

4L

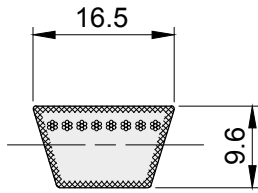
descrizione	codice	sviluppo esterno pollice mm	Kg.
180 4L	CVG4L0180	18	457 0,050
190 4L	CVG4L0190	19	483 0,053
200 4L	CVG4L0200	20	508 0,055
210 4L	CVG4L0210	21	533 0,058
220 4L	CVG4L0220	22	559 0,061
230 4L	CVG4L0230	23	584 0,064
240 4L	CVG4L0240	24	610 0,066
250 4L	CVG4L0250	25	635 0,069
260 4L	CVG4L0260	26	660 0,072
270 4L	CVG4L0270	27	686 0,075
280 4L	CVG4L0280	28	711 0,078
290 4L	CVG4L0290	29	737 0,080
300 4L	CVG4L0300	30	762 0,083
310 4L	CVG4L0310	31	787 0,086
320 4L	CVG4L0320	32	813 0,089
330 4L	CVG4L0330	33	838 0,091
340 4L	CVG4L0340	34	864 0,094
350 4L	CVG4L0350	35	889 0,097
360 4L	CVG4L0360	36	914 0,100
370 4L	CVG4L0370	37	940 0,102
380 4L	CVG4L0380	38	965 0,105
390 4L	CVG4L0390	39	991 0,108
400 4L	CVG4L0400	40	1016 0,111
410 4L	CVG4L0410	41	1041 0,114
420 4L	CVG4L0420	42	1067 0,116
430 4L	CVG4L0430	43	1092 0,119
440 4L	CVG4L0440	44	1118 0,122
450 4L	CVG4L0450	45	1143 0,125
460 4L	CVG4L0460	46	1168 0,127
470 4L	CVG4L0470	47	1194 0,130
480 4L	CVG4L0480	48	1219 0,133
490 4L	CVG4L0490	49	1245 0,136
500 4L	CVG4L0500	50	1270 0,138
510 4L	CVG4L0510	51	1295 0,141
520 4L	CVG4L0520	52	1321 0,144
530 4L	CVG4L0530	53	1346 0,147
540 4L	CVG4L0540	54	1372 0,150
550 4L	CVG4L0550	55	1397 0,152
560 4L	CVG4L0560	56	1422 0,155
570 4L	CVG4L0570	57	1448 0,158
580 4L	CVG4L0580	58	1473 0,161
590 4L	CVG4L0590	59	1499 0,163
600 4L	CVG4L0600	60	1524 0,166
610 4L	CVG4L0610	61	1549 0,169
620 4L	CVG4L0620	62	1575 0,172
630 4L	CVG4L0630	63	1600 0,174
640 4L	CVG4L0640	64	1626 0,177
650 4L	CVG4L0650	65	1651 0,180
660 4L	CVG4L0660	66	1676 0,183

descrizione	codice	sviluppo esterno pollice mm	Kg.
670 4L	CVG4L0670	67	1702 0,185
680 4L	CVG4L0680	68	1727 0,188
690 4L	CVG4L0690	69	1753 0,191
700 4L	CVG4L0700	70	1778 0,194
710 4L	CVG4L0710	71	1803 0,197
720 4L	CVG4L0720	72	1829 0,199
730 4L	CVG4L0730	73	1854 0,202
740 4L	CVG4L0740	74	1880 0,205
750 4L	CVG4L0750	75	1905 0,208
760 4L	CVG4L0760	76	1930 0,210
770 4L	CVG4L0770	77	1956 0,213
780 4L	CVG4L0780	78	1981 0,216
790 4L	CVG4L0790	79	2007 0,219
800 4L	CVG4L0800	80	2032 0,221
810 4L	CVG4L0810	81	2057 0,224
820 4L	CVG4L0820	82	2083 0,227
830 4L	CVG4L0830	83	2108 0,230
840 4L	CVG4L0840	84	2134 0,233
850 4L	CVG4L0850	85	2159 0,235
860 4L	CVG4L0860	86	2184 0,238
870 4L	CVG4L0870	87	2210 0,241
880 4L	CVG4L0880	88	2235 0,244
890 4L	CVG4L0890	89	2261 0,246
900 4L	CVG4L0900	90	2286 0,249
910 4L	CVG4L0910	91	2311 0,252
920 4L	CVG4L0920	92	2337 0,255
930 4L	CVG4L0930	93	2362 0,257
940 4L	CVG4L0940	94	2388 0,260
950 4L	CVG4L0950	95	2413 0,263
960 4L	CVG4L0960	96	2438 0,266
970 4L	CVG4L0970	97	2464 0,269
980 4L	CVG4L0980	98	2489 0,271
990 4L	CVG4L0990	99	2515 0,274
1000 4L	CVG4L1000	100	2540 0,277
1050 4L	CVG4L1050	105	2667 0,291
1070 4L	CVG4L1070	107	2718 0,291
1140 4L	CVG4L1140	114	2896 0,316
1170 4L	CVG4L1170	117	2972 0,324



CINGHIE TRAPEZOIDALI CONTI®V GARDEN

V-BELTS CONTI®V GARDEN



5L

5L

descrizione	codice	sviluppo esterno		Kg.
		pollice mm		
290	5L CVG5L0290	29	737	0,117
300	5L CVG5L0300	30	762	0,121
310	5L CVG5L0310	31	787	0,125
320	5L CVG5L0320	32	813	0,129
330	5L CVG5L0330	33	838	0,133
340	5L CVG5L0340	34	864	0,137
350	5L CVG5L0350	35	889	0,141
360	5L CVG5L0360	36	914	0,145
370	5L CVG5L0370	37	940	0,149
380	5L CVG5L0380	38	965	0,153
390	5L CVG5L0390	39	991	0,158
400	5L CVG5L0400	40	1016	0,162
410	5L CVG5L0410	41	1041	0,166
420	5L CVG5L0420	42	1067	0,170
430	5L CVG5L0430	43	1092	0,174
440	5L CVG5L0440	44	1118	0,178
450	5L CVG5L0450	45	1143	0,182
460	5L CVG5L0460	46	1168	0,186
470	5L CVG5L0470	47	1194	0,190
480	5L CVG5L0480	48	1219	0,194
490	5L CVG5L0490	49	1245	0,198
500	5L CVG5L0500	50	1270	0,202
510	5L CVG5L0510	51	1295	0,206
520	5L CVG5L0520	52	1321	0,210
530	5L CVG5L0530	53	1346	0,214
540	5L CVG5L0540	54	1372	0,218
550	5L CVG5L0550	55	1397	0,222
560	5L CVG5L0560	56	1422	0,226
570	5L CVG5L0570	57	1448	0,230
580	5L CVG5L0580	58	1473	0,234
590	5L CVG5L0590	59	1499	0,238
600	5L CVG5L0600	60	1524	0,242
610	5L CVG5L0610	61	1549	0,246
620	5L CVG5L0620	62	1575	0,250
630	5L CVG5L0630	63	1600	0,254
640	5L CVG5L0640	64	1626	0,258
650	5L CVG5L0650	65	1651	0,263
660	5L CVG5L0660	66	1676	0,267
670	5L CVG5L0670	67	1702	0,271
680	5L CVG5L0680	68	1727	0,275
690	5L CVG5L0690	69	1753	0,279
700	5L CVG5L0700	70	1778	0,283
710	5L CVG5L0710	71	1803	0,287
720	5L CVG5L0720	72	1829	0,291
730	5L CVG5L0730	73	1854	0,295
740	5L CVG5L0740	74	1880	0,299
750	5L CVG5L0750	75	1905	0,303
760	5L CVG5L0760	76	1930	0,307
770	5L CVG5L0770	77	1956	0,311

descrizione	codice	sviluppo esterno		Kg.
		pollice mm		
780	5L CVG5L0780	78	1981	0,315
790	5L CVG5L0790	79	2007	0,319
800	5L CVG5L0800	80	2032	0,323
810	5L CVG5L0810	81	2057	0,327
820	5L CVG5L0820	82	2083	0,331
830	5L CVG5L0830	83	2108	0,335
840	5L CVG5L0840	84	2134	0,339
850	5L CVG5L0850	85	2159	0,343
860	5L CVG5L0860	86	2184	0,347
870	5L CVG5L0870	87	2210	0,351
880	5L CVG5L0880	88	2235	0,355
890	5L CVG5L0890	89	2261	0,359
900	5L CVG5L0900	90	2286	0,363
910	5L CVG5L0910	91	2311	0,368
920	5L CVG5L0920	92	2337	0,372
930	5L CVG5L0930	93	2362	0,376
940	5L CVG5L0940	94	2388	0,380
950	5L CVG5L0950	95	2413	0,384
960	5L CVG5L0960	96	2438	0,388
970	5L CVG5L0970	97	2464	0,392
980	5L CVG5L0980	98	2489	0,396
990	5L CVG5L0990	99	2515	0,400
1000	5L CVG5L1000	100	2540	0,404
1030	5L CVG5L1030	103	2616	0,404
1080	5L CVG5L1080	108	2743	0,436



CINGHIE TRAPEZOIDALI A SEZIONE "CLASSICA" CONTI®V DUAL V-BELTS CONTI®V "DUAL - CLASSIC"

CINGHIE TRAPEZOIDALI DOPPIE RIVESTITE PER TRASMISSIONI ESIGENTI
NELL'INTERO SETTORE DELLE COSTRUZIONI MECCANICHE. PER TRASMISSIONI A S

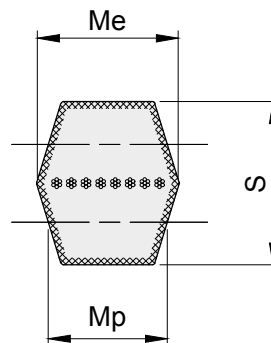

WRAPPED DOUBLE-V-BELTS FOR DEMANDING DRIVES IN ALL SECTORS OF
MACHINE ENGINEERING. SUITED FOR OPERATION OF REVERSE DRIVES

Proprietà

- › Resistenti a temperature comprese tra -55°C e +70°C in funzione dell'applicazione
- › Idonee per lavorare anche sulla parte esterna con galoppino
- › Elettricamente conduttrici a norma ISO 1813
- › Relativamente resistenti all'olio
- › Utilizzabili in climi tropicali
- › Resistenti alla polvere

Properties

- › Temperature range from -55 °C to +70 °C, depending on application
- › Suitable for reverse flexing/reverse tensioning idlers
- › Electrically conductive in accordance with ISO 1813
- › Conditionally resistant to oil
- › Suitable for tropical climates
- › Dust-proof



DIMENSIONI CINGHIA
DIMENSIONS OF V-BELT


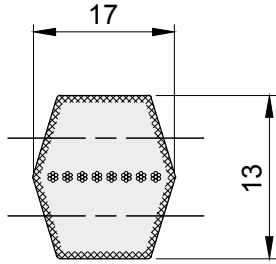


descrizione	Me mm	Mp mm	S mm
AA	13	11	10
BB	17	14	13
CC	22	19	18



CINGHIE TRAPEZOIDALI A SEZIONE "CLASSICA" CONTI®V DUAL

V-BELTS CONTI®V "DUAL - CLASSIC"



BB

BB

BB

descrizione	codice	sviluppo mm	Kg.
*BB 74	CVDBB074	1908	0,459
BB 75	CVDBB075	1933	0,465
BB 76	CVDBB076	1958	0,471
*BB 78	CVDBB078	2009	0,483
*BB 79	CVDBB079	2035	0,490
*BB 80	CVDBB080	2060	0,496
BB 81	CVDBB081	2085	0,502
*BB 82	CVDBB082	2111	0,545
BB 83	CVDBB083	2136	0,514
*BB 84	CVDBB084	2162	0,521
BB 85	CVDBB085	2187	0,527
*BB 86	CVDBB086	2212	0,533
*BB 88	CVDBB088	2263	0,545
*BB 89	CVDBB089	2289	0,552
*BB 90	CVDBB090	2314	0,558
*BB 91	CVDBB091	2339	0,564
*BB 92	CVDBB092	2365	0,570
*BB 93	CVDBB093	2390	0,576
BB 94	CVDBB094	2416	0,583
*BB 95	CVDBB095	2441	0,589
*BB 96	CVDBB096	2466	0,595
BB 97	CVDBB097	2492	0,601
*BB 98	CVDBB098	2517	0,607
*BB 99	CVDBB099	2543	0,614
*BB 100	CVDBB100	2568	0,620
*BB 101	CVDBB101	2593	0,626
*BB 102	CVDBB102	2619	0,632
*BB 103	CVDBB103	2644	0,638
*BB 104	CVDBB104	2670	0,645
*BB 105	CVDBB105	2695	0,651
*BB 106	CVDBB106	2720	0,657
*BB 107	CVDBB107	2746	0,663
*BB 108	CVDBB108	2771	0,669
*BB 109	CVDBB109	2797	0,676
*BB 110	CVDBB110	2822	0,682
*BB 111	CVDBB111	2847	0,688
*BB 112	CVDBB112	2873	0,694
*BB 113	CVDBB113	2898	0,700
*BB 115	CVDBB115	2949	0,713
*BB 116	CVDBB116	2974	0,719
BB 117	CVDBB117	3000	0,725
*BB 118	CVDBB118	3025	0,731
*BB 119	CVDBB119	3051	0,738
*BB 120	CVDBB120	3076	0,744
*BB 121	CVDBB121	3101	0,750
*BB 122	CVDBB122	3127	0,756
*BB 123	CVDBB123	3152	0,762
*BB 124	CVDBB124	3178	0,769
BB 125	CVDBB125	3203	0,775

descrizione	codice	sviluppo mm	Kg.
*BB 126	CVDBB126	3228	0,781
*BB 127	CVDBB127	3254	0,787
*BB 128	CVDBB128	3279	0,793
*BB 129	CVDBB129	3305	0,799
*BB 130	CVDBB130	3330	0,806
*BB 131	CVDBB131	3355	0,812
*BB 133	CVDBB133	3406	0,824
*BB 135	CVDBB135	3457	0,837
*BB 136	CVDBB136	3482	0,843
*BB 137	CVDBB137	3508	0,849
*BB 138	CVDBB138	3533	0,855
*BB 140	CVDBB140	3584	0,868
*BB 141	CVDBB141	3609	0,874
*BB 143	CVDBB143	3660	0,886
BB 144	CVDBB144	3686	0,892
*BB 145	CVDBB145	3711	0,899
*BB 146	CVDBB146	3736	0,905
*BB 148	CVDBB148	3787	0,932
*BB 150	CVDBB150	3838	0,930
BB 155	CVDBB155	3965	0,961
*BB 156	CVDBB156	3990	0,967
*BB 157	CVDBB157	4016	0,973
*BB 158	CVDBB158	4041	0,979
*BB 161	CVDBB161	4117	0,998
*BB 162	CVDBB162	4143	1,004
*BB 163	CVDBB163	4168	1,010
*BB 168	CVDBB168	4295	1,041
*BB 169	CVDBB169	4321	1,047
BB 173	CVDBB173	4422	1,072
BB 174	CVDBB174	4448	0,494
*BB 175	CVDBB175	4473	1,085
*BB 176	CVDBB176	4498	1,091
*BB 177	CVDBB177	4524	1,097
*BB 179	CVDBB179	4575	1,109
*BB 180	CVDBB180	4600	1,116
*BB 181	CVDBB181	4625	1,122
BB 184	CVDBB184	4702	1,140
*BB 187	CVDBB187	4778	1,159
*BB 188	CVDBB188	4803	1,165
*BB 190	CVDBB190	4854	1,178
*BB 194	CVDBB194	4956	1,202
*BB 195	CVDBB195	4981	1,209
*BB 196	CVDBB196	5006	1,215
*BB 197	CVDBB197	5032	1,221
*BB 201	CVDBB201	5133	1,246
*BB 208	CVDBB208	5311	1,280
*BB 210	CVDBB210	5362	1,301
BB 211	CVDBB211	5387	1,308
*BB 214	CVDBB214	5464	1,326

descrizione	codice	sviluppo mm	Kg.
BB 216	CVDBB216	5514	1,326
*BB 218	CVDBB218	5565	1,351
*BB 219	CVDBB219	5591	1,357
*BB 221	CVDBB221	5641	1,370
*BB 225	CVDBB225	5743	1,394
*BB 228	CVDBB228	5819	1,413
*BB 230	CVDBB230	5870	1,425
*BB 234	CVDBB234	5972	1,450
*BB 240	CVDBB240	6124	1,487
*BB 249	CVDBB249	6353	1,543
*BB 253	CVDBB253	6454	1,568
*BB 262	CVDBB262	6683	1,624
*BB 269	CVDBB269	6861	1,667
*BB 270	CVDBB270	6886	1,673
*BB 273	CVDBB273	6962	1,692
*BB 277	CVDBB277	7064	1,717

* Fornita su richiesta / Supplied on request



CINGHIE TRAPEZOIDALI A SEZIONE CLASSICA DENTELLATA CONTI®V “FO” V-BELTS CONTI®V “FO - CLASSIC RAW EDGE”

CINGHIE TRAPEZOIDALI A FIANCHI APERTI PER TRASMISSIONI DIFFICILI, DIN 2215

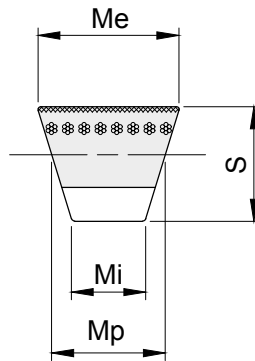

RAW-EDGE V-BELTS FOR DEMANDING DRIVES, DIN 2215

Proprietà

- › Resistenti a temperature comprese tra -30°C e +70°C in funzione dell'applicazione
- › Ottima flessibilità grazie alla dentatura sagomata
- › Stesso sviluppo L=L (da 1000 mm)
- › Elettricamente conduttrici a norma ISO 1813
- › Relativamente resistenti all'olio
- › Utilizzabili in climi tropicali
- › Resistenti alla polvere

Properties

- › Temperature range from -30 °C to +70 °C, depending on application
- › Very good flexibility thanks to molded teeth
- › Matched set L=L (from 1000 mm)
- › Electrically conductive in accordance with ISO 1813
- › Conditionally resistant to oil
- › Suitable for tropical climates
- › Dust-proof




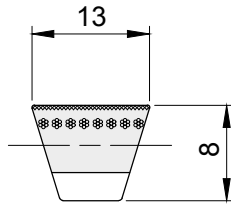
DIMENSIONI CINGHIA DIMENSIONS OF V-BELT



descrizione	Me mm	Mp mm	Mi mm	S mm
ZX	10,0	8,5	6,1	6
AX	13,0	11,0	7,8	8
BX	16,5	14,0	9,4	11
CX	22,0	19,0	12,9	14



CINGHIE TRAPEZOIDALI A SEZIONE CLASSICA DENTELLATA CONTI®V “FO” V-BELTS CONTI®V “FO - CLASSIC RAW EDGE”



AX

AX

AX

descrizione	codice	sviluppo mm	Kg.
AX 19	CVFOAX0190	513	0,051
AX 20	CVFOAX0200	538	0,054
AX 21	CVFOAX0210	563	0,056
AX 22	CVFOAX0220	589	0,059
AX 22,5	CVFOAX0225	602	0,060
AX 23	CVFOAX0230	614	0,061
AX 24	CVFOAX0240	640	0,064
*AX 24,5	CVFOAX0245	652	0,065
AX 25	CVFOAX0250	665	0,067
AX 25,5	CVFOAX0255	678	0,068
AX 26	CVFOAX0260	690	0,069
AX 26,5	CVFOAX0265	703	0,071
AX 27	CVFOAX0270	716	0,072
*AX 27,5	CVFOAX0275	729	0,074
AX 28	CVFOAX0280	741	0,075
AX 28,5	CVFOAX0285	754	0,076
AX 29	CVFOAX0290	767	0,077
AX 29,5	CVFOAX0295	779	0,079
AX 30	CVFOAX0300	792	0,080
AX 30,5	CVFOAX0305	805	0,082
AX 31	CVFOAX0310	817	0,083
AX 31,5	CVFOAX0315	830	0,084
AX 32	CVFOAX0320	843	0,085
AX 32,5	CVFOAX0325	856	0,087
AX 33	CVFOAX0330	868	0,088
AX 33,5	CVFOAX0335	881	0,089
AX 34	CVFOAX0340	894	0,091
AX 35	CVFOAX0350	919	0,093
AX 35,5	CVFOAX0355	932	0,095
AX 36	CVFOAX0360	944	0,096
AX 36,3	CVFOAX0363	952	0,097
*AX 36,5	CVFOAX0365	957	0,097
AX 37	CVFOAX0370	970	0,099
AX 37,5	CVFOAX0375	983	0,100
AX 38	CVFOAX0380	995	0,101
AX 38,5	CVFOAX0385	1008	0,103
AX 39	CVFOAX0390	1021	0,104
AX 39,5	CVFOAX0395	1033	0,105
AX 40	CVFOAX0400	1046	0,107
AX 40,5	CVFOAX0405	1059	0,108
AX 41	CVFOAX0410	1071	0,110
*AX 41,5	CVFOAX0415	1084	0,111
AX 42	CVFOAX0420	1097	0,112
AX 42,5	CVFOAX0425	1110	0,114
AX 43	CVFOAX0430	1122	0,115
AX 44	CVFOAX0440	1148	0,117
AX 44,5	CVFOAX0445	1160	0,119
AX 45	CVFOAX0450	1173	0,120
AX 46	CVFOAX0460	1198	0,123


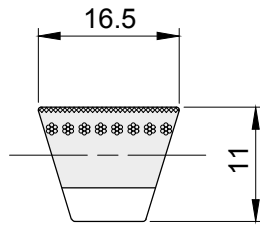
descrizione	codice	sviluppo mm	Kg.
*AX 46,5	CVFOAX0465	1211	0,124
AX 47	CVFOAX0470	1224	0,125
AX 48	CVFOAX0480	1249	0,128
AX 49	CVFOAX0490	1275	0,131
AX 49,5	CVFOAX0495	1287	0,132
AX 50	CVFOAX0500	1300	0,133
AX 51	CVFOAX0510	1325	0,136
AX 52	CVFOAX0520	1351	0,139
AX 53	CVFOAX0530	1376	0,141
AX 53,5	CVFOAX0535	1389	0,143
AX 54	CVFOAX0540	1402	0,144
AX 55	CVFOAX0550	1427	0,147
AX 56	CVFOAX0560	1452	0,149
AX 57	CVFOAX0570	1478	0,152
AX 58	CVFOAX0580	1503	0,155
AX 59	CVFOAX0590	1529	0,157
AX 60	CVFOAX0600	1554	0,160
AX 61	CVFOAX0610	1579	0,163
AX 62	CVFOAX0620	1605	0,165
AX 63	CVFOAX0630	1630	0,168
*AX 63,5	CVFOAX0635	1643	0,169
AX 64	CVFOAX0640	1656	0,171
AX 65	CVFOAX0650	1681	0,173
AX 66	CVFOAX0660	1706	0,176
AX 67	CVFOAX0670	1732	0,179
AX 68	CVFOAX0680	1757	0,181
AX 69	CVFOAX0690	1783	0,184
AX 70	CVFOAX0700	1808	0,187
AX 71	CVFOAX0710	1833	0,189
AX 72	CVFOAX0720	1859	0,192
AX 73	CVFOAX0730	1884	0,195
AX 74	CVFOAX0740	1910	0,197
AX 75	CVFOAX0750	1935	0,200
AX 76	CVFOAX0760	1960	0,203
AX 77	CVFOAX0770	1986	0,205
AX 78	CVFOAX0780	2011	0,208
AX 79	CVFOAX0790	2037	0,211
AX 80	CVFOAX0800	2062	0,213
AX 81	CVFOAX0810	2087	0,216
AX 82	CVFOAX0820	2113	0,219
AX 83	CVFOAX0830	2138	0,221
AX 84	CVFOAX0840	2164	0,224
*AX 85	CVFOAX0850	2189	0,227
*AX 86	CVFOAX0860	2214	0,229
*AX 87	CVFOAX0870	2240	0,232
AX 88	CVFOAX0880	2265	0,235
AX 88,5	CVFOAX0885	2278	0,236
AX 89	CVFOAX0890	2291	0,237
AX 90	CVFOAX0900	2316	0,240

descrizione	codice	sviluppo mm	Kg.
AX 91	CVFOAX0910	2341	0,243
*AX 92	CVFOAX0920	2367	0,245
AX 93	CVFOAX0930	2392	0,248
*AX 94	CVFOAX0940	2418	0,251
AX 95	CVFOAX0950	2443	0,253
*AX 96	CVFOAX0960	2468	0,256
AX 98	CVFOAX0980	2519	0,261
AX 100	CVFOAX1000	2570	0,267
*AX 102	CVFOAX1020	2621	0,272
AX 105	CVFOAX1050	2697	0,280
*AX 110	CVFOAX1100	2824	0,293
*AX 112	CVFOAX1120	2875	0,299

* Fornita su richiesta / Supplied on request



CINGHIE TRAPEZOIDALI A SEZIONE CLASSICA DENTELLATA CONTI®V “FO” V-BELTS CONTI®V “FO - CLASSIC RAW EDGE”

**BX****BX****BX**

descrizione	codice	sviluppo mm	Kg.
*BX 23	CVFOBX0230	629	0,099
BX 24	CVFOBX0240	655	0,104
*BX 26	CVFOBX0260	705	0,112
*BX 26,5	CVFOBX0265	718	0,114
BX 27	CVFOBX0270	731	0,117
BX 28	CVFOBX0280	756	0,121
*BX 28,5	CVFOBX0285	769	0,123
BX 29	CVFOBX0290	782	0,125
*BX 29,5	CVFOBX0295	794	0,127
BX 30	CVFOBX0300	807	0,130
BX 31	CVFOBX0310	832	0,134
*BX 31,5	CVFOBX0315	845	0,136
BX 32	CVFOBX0320	858	0,138
*BX 32,5	CVFOBX0325	871	0,140
BX 33	CVFOBX0330	883	0,142
*BX 33,5	CVFOBX0335	896	0,145
BX 34	CVFOBX0340	909	0,147
*BX 34,5	CVFOBX0345	921	0,149
BX 35	CVFOBX0350	934	0,151
*BX 35,5	CVFOBX0355	947	0,153
*BX 35,8	CVFOBX0358	954	0,155
BX 36	CVFOBX0360	959	0,155
*BX 36,3	CVFOBX0363	967	0,157
*BX 36,5	CVFOBX0365	972	0,158
BX 37	CVFOBX0370	985	0,160
BX 37,5	CVFOBX0375	998	0,162
BX 38	CVFOBX0380	1010	0,164
BX 38,5	CVFOBX0385	1023	0,167
BX 39	CVFOBX0390	1036	0,168
BX 39,5	CVFOBX0395	1048	0,171
BX 40	CVFOBX0400	1061	0,173
BX 40,5	CVFOBX0405	1074	0,175
BX 41	CVFOBX0410	1086	0,177
BX 41,5	CVFOBX0415	1099	0,180
BX 42	CVFOBX0420	1112	0,181
BX 42,5	CVFOBX0425	1125	0,184
*BX 42,8	CVFOBX0428	1132	0,185
BX 43	CVFOBX0430	1137	0,186
BX 44	CVFOBX0440	1163	0,190
BX 45	CVFOBX0450	1188	0,194
BX 46	CVFOBX0460	1213	0,199
*BX 46,5	CVFOBX0465	1226	0,201
BX 47	CVFOBX0470	1239	0,203
*BX 47,5	CVFOBX0475	1252	0,205
BX 48	CVFOBX0480	1264	0,207
BX 49	CVFOBX0490	1290	0,212
*BX 49,5	CVFOBX0495	1302	0,214
BX 50	CVFOBX0500	1315	0,216
*BX 50,5	CVFOBX0505	1328	0,218

descrizione	codice	sviluppo mm	Kg.
BX 51	CVFOBX0510	1340	0,220
BX 52	CVFOBX0520	1366	0,225
*BX 52,5	CVFOBX0525	1379	0,227
BX 53	CVFOBX0530	1391	0,229
*BX 53,5	CVFOBX0535	1404	0,232
BX 54	CVFOBX0540	1417	0,233
BX 55	CVFOBX0550	1442	0,237
BX 56	CVFOBX0560	1467	0,242
BX 57	CVFOBX0570	1493	0,246
BX 58	CVFOBX0580	1518	0,250
BX 59	CVFOBX0590	1544	0,255
BX 60	CVFOBX0600	1569	0,259
BX 61	CVFOBX0610	1594	0,263
BX 62	CVFOBX0620	1620	0,268
BX 63	CVFOBX0630	1645	0,272
*BX 63,5	CVFOBX0635	1658	0,274
BX 64	CVFOBX0640	1671	0,276
BX 65	CVFOBX0650	1696	0,281
BX 66	CVFOBX0660	1721	0,285
BX 67	CVFOBX0670	1747	0,289
BX 68	CVFOBX0680	1772	0,294
BX 69	CVFOBX0690	1798	0,298
BX 69,5	CVFOBX0695	1810	0,300
BX 70	CVFOBX0700	1823	0,302
BX 71	CVFOBX0710	1848	0,307
BX 72	CVFOBX0720	1874	0,311
BX 73	CVFOBX0730	1899	0,315
BX 74	CVFOBX0740	1925	0,320
BX 75	CVFOBX0750	1950	0,324
*BX 75,5	CVFOBX0755	1963	0,330
BX 76	CVFOBX0760	1975	0,328
BX 77	CVFOBX0770	2001	0,333
BX 78	CVFOBX0780	2026	0,337
BX 79	CVFOBX0790	2052	0,341
BX 80	CVFOBX0800	2077	0,345
BX 81	CVFOBX0810	2102	0,350
BX 82	CVFOBX0820	2128	0,354
BX 83	CVFOBX0830	2153	0,358
*BX 83,5	CVFOBX0835	2166	0,361
BX 84	CVFOBX0840	2179	0,363
*BX 84,5	CVFOBX0845	2191	0,364
BX 85	CVFOBX0850	2204	0,367
BX 86	CVFOBX0860	2229	0,371
*BX 86,5	CVFOBX0865	2242	0,372
BX 87	CVFOBX0870	2255	0,376
BX 88	CVFOBX0880	2280	0,380
*BX 88,5	CVFOBX0885	2293	0,382
BX 89	CVFOBX0890	2306	0,384
BX 90	CVFOBX0900	2331	0,389

descrizione	codice	sviluppo mm	Kg.
*BX 90,5	CVFOBX0905	2344	0,390
BX 91	CVFOBX0910	2356	0,393
BX 92	CVFOBX0920	2382	0,398
BX 93	CVFOBX0930	2407	0,402
BX 94	CVFOBX0940	2433	0,407
BX 95	CVFOBX0950	2458	0,410
BX 96	CVFOBX0960	2483	0,415
BX 97	CVFOBX0970	2509	0,420
BX 98	CVFOBX0980	2534	0,424
*BX 99	CVFOBX0990	2560	0,430
BX 100	CVFOBX1000	2585	0,432
BX 101	CVFOBX1010	2610	0,436
BX 102	CVFOBX1020	2636	0,441
BX 103	CVFOBX1030	2661	0,445
BX 104	CVFOBX1040	2687	0,449
BX 105	CVFOBX1050	2712	0,453
BX 106	CVFOBX1060	2737	0,458
BX 107	CVFOBX1070	2763	0,463
BX 108	CVFOBX1080	2788	0,466
BX 110	CVFOBX1100	2839	0,475
BX 112	CVFOBX1120	2890	0,484
*BX 112,5	CVFOBX1125	2903	0,485
*BX 113	CVFOBX1130	2915	0,488
BX 114	CVFOBX1140	2941	0,492
*BX 140	CVFOBX1400	3601	0,599
*BX 162	CVFOBX1620	4160	0,701



CINGHIE TRAPEZOIDALI A SEZIONE STRETTA DENTELLATA CONTI®V “FO” V-BELTS CONTI®V “FO - NARROW RAW EDGE”

CINGHIE TRAPEZOIDALI A FIANCHI APERTI PER TRASMISSIONI DIFFICILI, DIN 7753

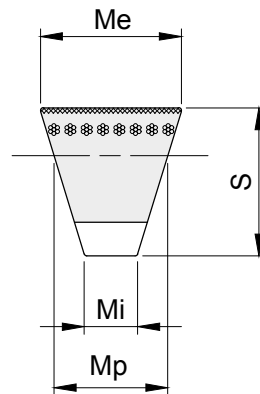
RAW-EDGE V-BELTS FOR DEMANDING DRIVES, DIN 7753

Proprietà

- › Resistenti a temperature comprese tra -30°C e +70°C in funzione dell'applicazione
- › Ottima flessibilità grazie alla dentatura sagomata
- › Stesso sviluppo L=L (da 1000 mm)
- › Elettricamente conduttrici a norma ISO 1813
- › Relativamente resistenti all'olio
- › Utilizzabili in climi tropicali
- › Resistenti alla polvere

Properties

- › Temperature range from -30 °C to +70 °C, depending on application
- › Very good flexibility thanks to molded teeth
- › Matched set L=L (from 1000 mm)
- › Electrically conductive in accordance with ISO 1813
- › Conditionally resistant to oil
- › Suitable for tropical climates
- › Dust-proof



DIMENSIONI CINGHIA DIMENSIONS OF V-BELT



descrizione	Me mm	Mp mm	Mi mm	S mm
XPZ	9,7	8,5	4,5	8
XPA	12,7	11,0	6,9	9
XPB	16,3	14,0	7,9	13
XPC	22,0	19,0	11,6	16



CINGHIE TRAPEZOIDALI A SEZIONE STRETTA DENTELLATA CONTI®V “FO ADVANCE” V-BELTS CONTI®V “FO ADVANCE - NARROW RAW EDGE”

**CINGHIE TRAPEZOIDALI AD ALTA EFFICIENZA A FIANCHI APERTI E TRASVERSALMENTE RIGIDE
PER UNA VIGOROSA TRASMISSIONE CONTINUA DELLA POTENZA
CON ALTA STABILITÀ E SILENZIOSITÀ DI FUNZIONAMENTO, DIN 7753**

**TRANSVERSELY STIFF RAW-EDGE HEAVY-DUTY V-BELTS FOR POWERFUL SUSTAINED
POWER TRANSMISSION WITH ENHANCED RUNNING SMOOTHNESS, DIN 7753**

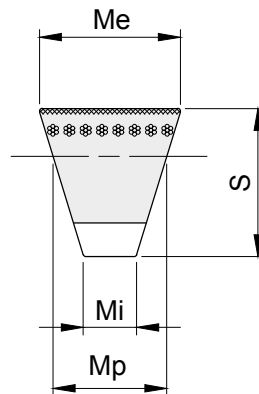
Proprietà

- › Resistenti a temperature comprese tra -30°C e +90°C in funzione dell'applicazione
- › Ottima flessibilità grazie alla dentatura sagomata
- › Particolarmente silenziose
- › Stesso sviluppo L=L (da 1000 mm)
- › Elettricamente conduttrici a norma ISO 1813
- › Relativamente resistenti all'olio
- › Utilizzabili in climi tropicali
- › Resistenti alla polvere



Properties

- › Temperature range from -30°C to +90°C, depending on application
- › Very good flexibility thanks to molded teeth
- › Enhanced running smoothness
- › Matched set L=L (from 1000 mm)
- › Electrically conductive in accordance with ISO 1813
- › Conditionally resistant to oil
- › Suitable for tropical climates
- › Dust-proof



DIMENSIONI CINGHIA
DIMENSIONS OF V-BELT



descrizione	Me mm	Mp mm	Mi mm	S mm
XPZ	9,7	8,5	4,5	8
XPA	12,7	11,0	6,9	9
XPB	16,3	14,0	7,9	13
XPC	22,0	19,0	11,6	16



CINGHIE TRAPEZOIDALI A SEZIONE STRETTA DENTELLATA CONTI®V “FO PIONEER” V-BELTS CONTI®V “FO PIONEER - NARROW RAW EDGE”

**CINGHIA TRAPEZOIDALE A FIANCHI APERTI, TRASVERSALMENTE RIGIDA, AD ALTA EFFICIENZA
PER TRASMISSIONI PIÙ POTENTI E SOSTENUTE, CON MAGGIORE SILENZIOSITÀ SECONDO DIN 7753**

TRANSVERSELY STIFF RAW-EDGE HEAVY-DUTY V-BELTS FOR POWERFUL,
SUSTAINED POWER TRANSMISSION WITH ENHANCED RUNNING SMOOTHNESS
ACCORDING TO DIN 7753

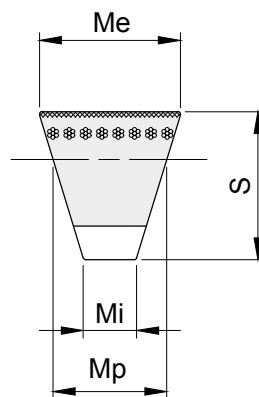
Proprietà

- › Resistenti a temperature comprese tra -40°C e +130°C in funzione dell'applicazione
- › Prestazioni fino al 20% più elevate rispetto a CONTI®V FO ADVANCE
- › Ottima flessibilità grazie alla dentatura sagomata
- › Particolarmente silenziose
- › Stesso sviluppo L=L di serie
- › Elettricamente conduttrici a norma ISO 1813
- › Relativamente resistenti all'olio
- › Utilizzabili in climi tropicali
- › Resistenti alla polvere



Properties

- › Temperature range from -40 °C to +130 °C, depending on application
- › Up to 20% better performance compared with CONTI®V FO ADVANCE
- › Very good flexibility thanks to molded teeth
- › Matched set L=L series production
- › Enhanced running smoothness
- › Electrically conductive in accordance with ISO 1813
- › Conditionally resistant to oil
- › Suitable for tropical climates
- › Dust-proof




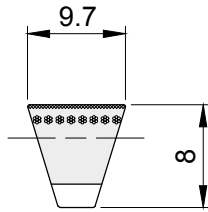
DIMENSIONI CINGHIA
DIMENSIONS OF V-BELT



descrizione	Me mm	Mp mm	Mi mm	S mm
XPZ	9,7	8,5	4,5	8
XPA	12,7	11,0	6,9	9
XPB	16,3	14,0	7,9	13
XPC	22,0	19,0	11,6	16



CINGHIE TRAPEZOIDALI A SEZIONE STRETTA DENTELLATA CONTI®V "FO PIONEER" V-BELTS CONTI®V "FO PIONEER - NARROW RAW EDGE"



XPZ

XPZ

XPZ


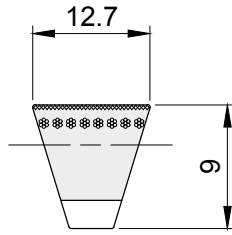
descrizione	codice	sviluppo mm	Kg.
XPZ 512	CVPXPZ0512	512	0,035
XPZ 562	CVPXPZ0562	562	0,038
XPZ 587	CVPXPZ0587	587	0,040
*XPZ 600	CVPXPZ0600	600	0,041
XPZ 612	CVPXPZ0612	612	0,042
XPZ 630	CVPXPZ0630	630	0,043
XPZ 637	CVPXPZ0637	637	0,043
XPZ 662	CVPXPZ0662	662	0,045
XPZ 670	CVPXPZ0670	670	0,046
XPZ 687	CVPXPZ0687	687	0,047
XPZ 710	CVPXPZ0710	710	0,048
XPZ 722	CVPXPZ0722	722	0,049
XPZ 730	CVPXPZ0730	730	0,050
XPZ 737	CVPXPZ0737	737	0,050
XPZ 750	CVPXPZ0750	750	0,051
XPZ 762	CVPXPZ0762	762	0,052
XPZ 772	CVPXPZ0772	772	0,052
XPZ 780	CVPXPZ0780	780	0,053
XPZ 787	CVPXPZ0787	787	0,054
XPZ 800	CVPXPZ0800	800	0,054
XPZ 812	CVPXPZ0812	812	0,055
XPZ 820	CVPXPZ0820	820	0,056
XPZ 825	CVPXPZ0825	825	0,056
XPZ 830	CVPXPZ0830	830	0,056
XPZ 837	CVPXPZ0837	837	0,057
XPZ 850	CVPXPZ0850	850	0,058
XPZ 862	CVPXPZ0862	862	0,059
XPZ 875	CVPXPZ0875	875	0,060
XPZ 880	CVPXPZ0880	880	0,060
XPZ 887	CVPXPZ0887	887	0,060
XPZ 900	CVPXPZ0900	900	0,061
XPZ 912	CVPXPZ0912	912	0,062
XPZ 925	CVPXPZ0925	925	0,063
XPZ 930	CVPXPZ0930	930	0,063
XPZ 937	CVPXPZ0937	937	0,064
XPZ 950	CVPXPZ0950	950	0,065
XPZ 962	CVPXPZ0962	962	0,065
XPZ 975	CVPXPZ0975	975	0,066
XPZ 980	CVPXPZ0980	980	0,067
XPZ 987	CVPXPZ0987	987	0,067
XPZ 1000	CVPXPZ1000	1000	0,068
XPZ 1012	CVPXPZ1012	1012	0,069
XPZ 1024	CVPXPZ1024	1024	0,070
XPZ 1030	CVPXPZ1030	1030	0,070
XPZ 1037	CVPXPZ1037	1037	0,071
XPZ 1047	CVPXPZ1047	1047	0,071
XPZ 1060	CVPXPZ1060	1060	0,072
XPZ 1077	CVPXPZ1077	1077	0,073
XPZ 1080	CVPXPZ1080	1080	0,073

descrizione	codice	sviluppo mm	Kg.
XPZ 1087	CVPXPZ1087	1087	0,074
XPZ 1112	CVPXPZ1112	1112	0,076
XPZ 1120	CVPXPZ1120	1120	0,076
XPZ 1137	CVPXPZ1137	1137	0,077
XPZ 1140	CVPXPZ1140	1140	0,078
XPZ 1150	CVPXPZ1150	1150	0,078
XPZ 1162	CVPXPZ1162	1162	0,079
XPZ 1180	CVPXPZ1180	1180	0,080
XPZ 1187	CVPXPZ1187	1187	0,081
XPZ 1202	CVPXPZ1202	1202	0,082
XPZ 1212	CVPXPZ1212	1212	0,082
XPZ 1230	CVPXPZ1230	1230	0,084
XPZ 1237	CVPXPZ1237	1237	0,084
XPZ 1250	CVPXPZ1250	1250	0,085
XPZ 1262	CVPXPZ1262	1262	0,086
XPZ 1270	CVPXPZ1270	1270	0,086
XPZ 1280	CVPXPZ1280	1280	0,087
XPZ 1287	CVPXPZ1287	1287	0,088
*XPZ 1300	CVPXPZ1300	1300	0,088
XPZ 1312	CVPXPZ1312	1312	0,089
XPZ 1320	CVPXPZ1320	1320	0,090
XPZ 1337	CVPXPZ1337	1337	0,091
XPZ 1362	CVPXPZ1362	1362	0,093
XPZ 1380	CVPXPZ1380	1380	0,094
XPZ 1387	CVPXPZ1387	1387	0,094
XPZ 1400	CVPXPZ1400	1400	0,095
XPZ 1412	CVPXPZ1412	1412	0,096
XPZ 1420	CVPXPZ1420	1420	0,097
XPZ 1430	CVPXPZ1430	1430	0,097
XPZ 1437	CVPXPZ1437	1437	0,098
XPZ 1450	CVPXPZ1450	1450	0,099
XPZ 1462	CVPXPZ1462	1462	0,099
XPZ 1480	CVPXPZ1480	1480	0,101
XPZ 1487	CVPXPZ1487	1487	0,101
XPZ 1500	CVPXPZ1500	1500	0,102
XPZ 1512	CVPXPZ1512	1512	0,103
XPZ 1520	CVPXPZ1520	1520	0,103
XPZ 1530	CVPXPZ1530	1530	0,104
XPZ 1537	CVPXPZ1537	1537	0,105
XPZ 1550	CVPXPZ1550	1550	0,105
XPZ 1562	CVPXPZ1562	1562	0,106
*XPZ 1580	CVPXPZ1580	1580	0,107
XPZ 1587	CVPXPZ1587	1587	0,108
XPZ 1600	CVPXPZ1600	1600	0,109
XPZ 1612	CVPXPZ1612	1612	0,110
XPZ 1637	CVPXPZ1637	1637	0,111
XPZ 1650	CVPXPZ1650	1650	0,112
XPZ 1662	CVPXPZ1662	1662	0,113
XPZ 1687	CVPXPZ1687	1687	0,115

descrizione	codice	sviluppo mm	Kg.
XPZ 1700	CVPXPZ1700	1700	0,116
XPZ 1737	CVPXPZ1737	1737	0,118
XPZ 1750	CVPXPZ1750	1750	0,119
XPZ 1762	CVPXPZ1762	1762	0,120
XPZ 1800	CVPXPZ1800	1800	0,122
XPZ 1850	CVPXPZ1850	1850	0,126
XPZ 1900	CVPXPZ1900	1900	0,129
XPZ 1950	CVPXPZ1950	1950	0,133
XPZ 2000	CVPXPZ2000	2000	0,136
*XPZ 2030	CVPXPZ2030	2030	0,138
XPZ 2037	CVPXPZ2037	2037	0,139
*XPZ 2060	CVPXPZ2060	2060	0,140
XPZ 2120	CVPXPZ2120	2120	0,144
XPZ 2160	CVPXPZ2160	2160	0,147
XPZ 2240	CVPXPZ2240	2240	0,152
*XPZ 2280	CVPXPZ2280	2280	0,155
XPZ 2287	CVPXPZ2287	2287	0,156
XPZ 2360	CVPXPZ2360	2360	0,160
XPZ 2410	CVPXPZ2410	2410	0,164
XPZ 2500	CVPXPZ2500	2500	0,170
XPZ 2540	CVPXPZ2540	2540	0,173
XPZ 2650	CVPXPZ2650	2650	0,180
XPZ 2690	CVPXPZ2690	2690	0,183
XPZ 2800	CVPXPZ2800	2800	0,190
*XPZ 2840	CVPXPZ2840	2840	0,193
XPZ 3000	CVPXPZ3000	3000	0,240
XPZ 3150	CVPXPZ3150	3150	0,252
*XPZ 3175	CVPXPZ3175	3175	0,318
XPZ 3350	CVPXPZ3350	3350	0,335
XPZ 3550	CVPXPZ3550	3550	0,355



CINGHIE TRAPEZOIDALI A SEZIONE STRETTA DENTELLATA CONTI®V “FO PIONEER” V-BELTS CONTI®V “FO PIONEER - NARROW RAW EDGE”



XPA

XPA

XPA

descrizione	codice	sviluppo mm	Kg.
XPA 590	CVPXPA0590	590	0,066
XPA 610	CVPXPA0610	610	0,068
XPA 630	CVPXPA0630	630	0,071
XPA 640	CVPXPA0640	640	0,072
XPA 670	CVPXPA0670	670	0,075
XPA 690	CVPXPA0690	690	0,077
XPA 710	CVPXPA0710	710	0,080
XPA 732	CVPXPA0732	732	0,082
XPA 750	CVPXPA0750	750	0,084
XPA 757	CVPXPA0757	757	0,085
XPA 782	CVPXPA0782	782	0,088
XPA 800	CVPXPA0800	800	0,090
XPA 807	CVPXPA0807	807	0,090
XPA 820	CVPXPA0820	820	0,092
XPA 832	CVPXPA0832	832	0,093
XPA 850	CVPXPA0850	850	0,095
XPA 857	CVPXPA0857	857	0,096
XPA 882	CVPXPA0882	882	0,099
XPA 900	CVPXPA0900	900	0,101
XPA 907	CVPXPA0907	907	0,102
XPA 925	CVPXPA0925	925	0,104
XPA 932	CVPXPA0932	932	0,104
XPA 950	CVPXPA0950	950	0,106
XPA 957	CVPXPA0957	957	0,107
XPA 967	CVPXPA0967	967	0,108
XPA 969	CVPXPA0969	969	0,109
XPA 975	CVPXPA0975	975	0,109
XPA 982	CVPXPA0982	982	0,110
XPA 1000	CVPXPA1000	1000	0,112
XPA 1007	CVPXPA1007	1007	0,113
XPA 1030	CVPXPA1030	1030	0,115
XPA 1055	CVPXPA1055	1055	0,118
XPA 1060	CVPXPA1060	1060	0,119
XPA 1082	CVPXPA1082	1082	0,121
XPA 1090	CVPXPA1090	1090	0,122
XPA 1107	CVPXPA1107	1107	0,124
XPA 1120	CVPXPA1120	1120	0,125
XPA 1132	CVPXPA1132	1132	0,127
XPA 1140	CVPXPA1140	1140	0,128
XPA 1150	CVPXPA1150	1150	0,129
XPA 1157	CVPXPA1157	1157	0,130
XPA 1180	CVPXPA1180	1180	0,132
XPA 1200	CVPXPA1200	1200	0,134
XPA 1207	CVPXPA1207	1207	0,135
*XPA 1215	CVPXPA1215	1215	0,136
XPA 1232	CVPXPA1232	1232	0,138
XPA 1250	CVPXPA1250	1250	0,140
XPA 1257	CVPXPA1257	1257	0,141
XPA 1272	CVPXPA1272	1272	0,142

descrizione	codice	sviluppo mm	Kg.
XPA 1282	CVPXPA1282	1282	0,144
XPA 1300	CVPXPA1300	1300	0,146
XPA 1307	CVPXPA1307	1307	0,146
XPA 1320	CVPXPA1320	1320	0,148
XPA 1332	CVPXPA1332	1332	0,149
XPA 1340	CVPXPA1340	1340	0,150
XPA 1357	CVPXPA1357	1357	0,152
XPA 1360	CVPXPA1360	1360	0,152
*XPA 1367	CVPXPA1367	1367	0,153
XPA 1382	CVPXPA1382	1382	0,155
XPA 1400	CVPXPA1400	1400	0,157
XPA 1420	CVPXPA1420	1420	0,159
XPA 1432	CVPXPA1432	1432	0,160
XPA 1450	CVPXPA1450	1450	0,162
XPA 1457	CVPXPA1457	1457	0,163
XPA 1482	CVPXPA1482	1482	0,166
XPA 1490	CVPXPA1490	1490	0,167
XPA 1500	CVPXPA1500	1500	0,168
XPA 1507	CVPXPA1507	1507	0,169
XPA 1532	CVPXPA1532	1532	0,172
XPA 1550	CVPXPA1550	1550	0,174
XPA 1557	CVPXPA1557	1557	0,174
XPA 1582	CVPXPA1582	1582	0,177
XPA 1600	CVPXPA1600	1600	0,179
XPA 1632	CVPXPA1632	1632	0,183
XPA 1650	CVPXPA1650	1650	0,185
XPA 1657	CVPXPA1657	1657	0,186
XPA 1680	CVPXPA1680	1680	0,188
XPA 1700	CVPXPA1700	1700	0,190
XPA 1732	CVPXPA1732	1732	0,194
XPA 1750	CVPXPA1750	1750	0,196
XPA 1782	CVPXPA1782	1782	0,200
XPA 1800	CVPXPA1800	1800	0,202
XPA 1832	CVPXPA1832	1832	0,205
XPA 1850	CVPXPA1850	1850	0,207
XPA 1857	CVPXPA1857	1857	0,208
XPA 1882	CVPXPA1882	1882	0,211
XPA 1900	CVPXPA1900	1900	0,213
XPA 1932	CVPXPA1932	1932	0,216
XPA 1950	CVPXPA1950	1950	0,218
XPA 1957	CVPXPA1957	1957	0,219
XPA 1982	CVPXPA1982	1982	0,222
XPA 2000	CVPXPA2000	2000	0,224
XPA 2032	CVPXPA2032	2032	0,228
XPA 2057	CVPXPA2057	2057	0,230
XPA 2082	CVPXPA2082	2082	0,233
XPA 2120	CVPXPA2120	2120	0,237
XPA 2132	CVPXPA2132	2132	0,238
XPA 2160	CVPXPA2160	2160	0,242

descrizione	codice	sviluppo mm	Kg.
XPA 2182	CVPXPA2182	2182	0,244
XPA 2207	CVPXPA2207	2207	0,247
XPA 2240	CVPXPA2240	2240	0,251
XPA 2300	CVPXPA2300	2300	0,258
XPA 2310	CVPXPA2310	2310	0,259
*XPA 2332	CVPXPA2332	2332	0,261
XPA 2360	CVPXPA2360	2360	0,214
*XPA 2382	CVPXPA2382	2382	0,267
XPA 2432	CVPXPA2432	2432	0,272
XPA 2482	CVPXPA2482	2482	0,278
XPA 2500	CVPXPA2500	2500	0,280
XPA 2532	CVPXPA2532	2532	0,283
XPA 2582	CVPXPA2582	2582	0,289
*XPA 2607	CVPXPA2607	2607	0,292
XPA 2632	CVPXPA2632	2632	0,294
XPA 2650	CVPXPA2650	2650	0,297
XPA 2682	CVPXPA2682	2682	0,300
*XPA 2732	CVPXPA2732	2732	0,306
XPA 2800	CVPXPA2800	2800	0,314
*XPA 2832	CVPXPA2832	2832	0,317
XPA 2882	CVPXPA2882	2882	0,323
XPA 2932	CVPXPA2932	2932	0,328
XPA 3000	CVPXPA3000	3000	0,361
XPA 3150	CVPXPA3150	3150	0,379
XPA 3350	CVPXPA3350	3350	0,403
XPA 3550	CVPXPA3550	3550	0,427
XPA 3750	CVPXPA3750	3750	0,451
XPA 4000	CVPXPA4000	4000	0,481

* Fornita su richiesta / Supplied on request



CINGHIE CONTI®V “MULTIBELT” BANDED V-BELTS CONTI®V

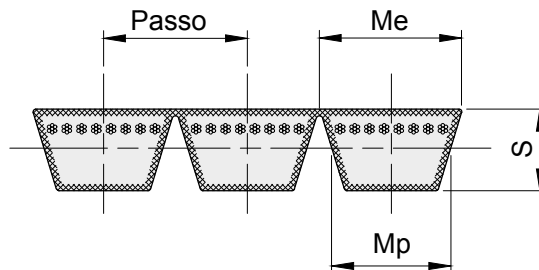

**CINGHIE TRAPEZOIDALI ACCOPPIATE PER AZIONAMENTI
CON CARICHI FORTEMENTE IRREGOLARI**
BANDED V-BELTS FOR DRIVES WITH MAJOR LOAD CHANGES

Proprietà

- › Resistenti a temperature comprese tra -40°C e +70°C in funzione dell'applicazione
- › Particolarmente silenziose
- › Elettricamente conduttrici a norma ISO 1813
- › Relativamente resistenti all'olio
- › Utilizzabili in climi tropicali
- › Resistenti alla polvere

Properties

- › Temperature range from -40 °C to +70 °C, depending on application
- › Enhanced running smoothness
- › Electrically conductive in accordance with ISO 1813
- › Conditionally resistant to oil
- › Suitable for tropical climates
- › Dust-proof



DIMENSIONI CINGHIA
DIMENSIONS OF V-BELT



descrizione	Passo mm	Me mm	Mp mm	S mm
3V (9J)	10,30	9,0		10,0
5V (15J)	17,50	15,0		16,0
8V (25J)	28,60	25,0		25,5
A	15,88	13,0		11,0
B	19,05	17,0		14,3
C	25,40	22,0		18,0
D	36,50	32,0		21,8
SP2	12,00	9,7	8,5	11,0
SPA	15,00	12,7	11,0	13,0
SPB	19,00	16,3	14,0	16,5
SPC	25,50	22,3	19,0	22,0

Dimensioni e prezzi su richiesta
All sizes and prices are available on request




CINGHIE CONTI®V “MULTIBELT ADVANCE” BANDED V-BELTS “ADVANCE” CONTI®V

**CINGHIE TRAPEZOIDALI MULTIPLE CON ANIMA RESISTENTE RINFORZATA
DI POLIESTERE PER AZIONAMENTI CON CARICHI FORTEMENTE IRREGOLARI**

**BANDED V-BELTS WITH REINFORCED PE TENSILE MEMBER FOR DRIVES
WITH MAJOR LOAD CHANGES**

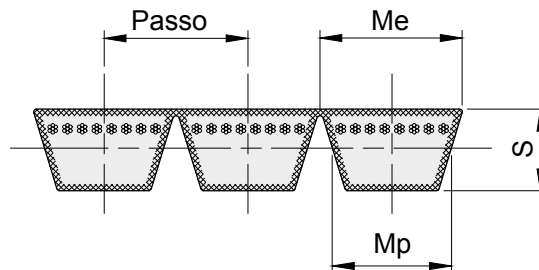
Proprietà

- › Resistenti a temperature comprese tra -30°C e +80°C in funzione dell'applicazione
- › Relativamente resistenti all'olio
- › Elettricamente conduttrici secondo ISO 1813
- › Resistenti alla polvere
- › Utilizzabili in climi tropicali
- › Potenza aumentata
- › Particolarmente silenziose
- › Idonee per giunti
- › Idonee per controflessioni



Properties

- › Temperature range from -30 °C to +80 °C depending on application
- › Limited resistant to oil
- › Electrically conductive according to ISO 1813
- › Dust-proof
- › Tropic-proof
- › Higher performance
- › Particularly smooth-running
- › Suitable for clutches
- › Suitable for counterflexing



DIMENSIONI CINGHIA
DIMENSIONS OF V-BELT



descrizione	Passo mm	Me mm	Mp mm	S mm
3V (9J)	10,30	9,0		10,0
5V (15J)	17,50	15,0		16,0
8V (25J)	28,60	25,0		25,5
A	15,88	13,0		11,0
B	19,05	17,0		14,3
C	25,40	22,0		18,0
D	36,50	32,0		21,8
SP2	12,00	9,7	8,5	11,0
SPA	15,00	12,7	11,0	13,0
SPB	19,00	16,3	14,0	16,5
SPC	25,50	22,3	19,0	22,0

Dimensioni e prezzi su richiesta
All sizes and prices are available on request




CINGHIE CONTI®V “MULTIBELT POWER” BANDED V-BELTS “POWER” CONTI®V

**CINGHIE MULTIPLE CON CORDE DI TENSIONE IN ARAMID E MESCOLE SPECIALI
PER TRASMETTERE MAGGIOR POTENZA, ADATTA PER USE CON TENDICINGHIA ESTERNI**

BANDED V-BELTS WITH LOW-STRETCH ARAMID TENSILE MEMBER AND ADVANCED COMPOUND FOR TRANSMITTING
LOTS OF POWER WITH HIGHEST LOADS, SUITED FOR USE WITH BACK-TENSIONERS

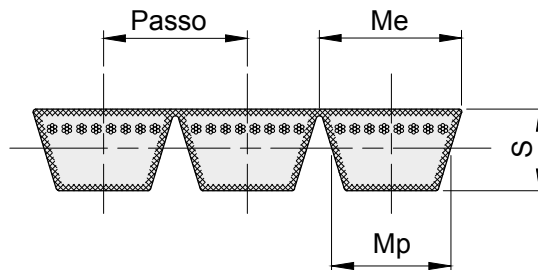
Proprietà

- › Resistenti a temperature comprese tra -30°C e +80°C in funzione dell'applicazione
- › Elettricamente conduttrici secondo ISO 1813
- › Resistenti alla polvere
- › Utilizzabili in climi tropicali
- › Idonee per grandi carichi
- › Idonee per controflessioni
- › Idonee per giunti
- › Potenza aumentata



Properties

- › Temperature range from -30 °C to +80 °C, depending on application
- › Electrically conductive according to ISO 1813
- › Dust-proof
- › Tropic-proof
- › Suitable for maximum loads
- › Suitable for counterflexing
- › Suitable for clutches
- › Higher performance



DIMENSIONI CINGHIA
DIMENSIONS OF V-BELT



descrizione	Passo mm	Me mm	Mp mm	S mm
3V (9J)	10,30	9,0		10,0
5V (15J)	17,50	15,0		16,0
8V (25J)	28,60	25,0		25,5
A	15,88	13,0		11,0
B	19,05	17,0		14,3
C	25,40	22,0		18,0
D	36,50	32,0		21,8
SP2	12,00	9,7	8,5	11,0
SPA	15,00	12,7	11,0	13,0
SPB	19,00	16,3	14,0	16,5
SPC	25,50	22,3	19,0	22,0

Dimensioni e prezzi su richiesta
All sizes and prices are available on request



CINGHIE PER VARIATORI CONTI®V “VARISPEED” “VARISPEED” V-BELTS CONTI®V

CINGHIE CON ANIMA RESISTENTE RINFORZATA DI POLIESTERE PER VARIATORI DI VELOCITÀ

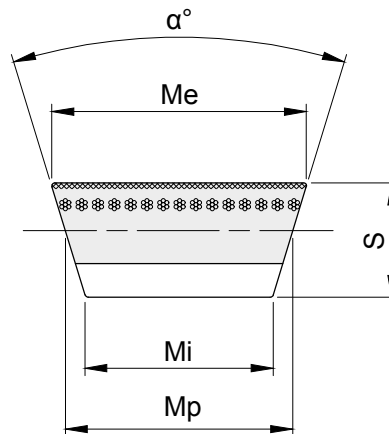

VARIABLE SPEED BELTS WITH REINFORCED PE TENSILE MEMBER
FOR VARIOMATIC AND VARIATOR DRIVES

Proprietà

- › Resistenti a temperature comprese tra -30°C e +90°C in funzione dell'applicazione
- › Elettricamente conduttrici a norma ISO 1813
- › Relativamente resistenti all'olio
- › Utilizzabili in climi tropicali
- › Resistenti alla polvere
- › Idonee per frizioni

Properties

- › Temperature range from -30 °C to +90 °C, depending on application
- › Electrically conductive in accordance with ISO 1813
- › Conditionally resistant to oil
- › Suitable for tropical climates
- › Dust-proof
- › Suitable for clutches




DIMENSIONI CINGHIA
DIMENSIONS OF V-BELT



descrizione	Me mm	Mp mm	Mi mm	S mm	α gradi	descrizione	Me mm	Mp mm	Mi mm	S mm	α gradi
13/6	13	12,3	10,2	6	26°	37/10	37	35,8	32,0	10	28°
17/6	17	16,3	14,2	6	26°	42/12	42	40,4	36,0	12	28°
21/6	21	20,1	18,0	6	28°	47/12	47	45,4	41,0	12	28°
22/8	22	21,3	18,3	8	26°	52/16	52	49,9	43,4	16	30°
24/8	24	23,1	20,3	8	26°	55/16	55	53,0	47,0	16	28°
26/8	26	25,0	22,0	8	28°	65/20	65	62,3	54,3	20	30°
28/8	28	27,1	24,3	8	26°	70/18	70	67,6	60,4	18	30°
30/10	30	28,8	25,4	10	28°	83/23	83	79,3	69,8	23	32°
32/10	32	31,8	27,0	10	28°						



CINGHIE PER VARIATORI CONTI®V “VARISPEED” “VARISPEED” V-BELTS CONTI®V



descrizione	codice	sviluppo mm	Kg.
*13x6 477	CVV0130060477	477	0,050
*13x6 700	CVV0130060700	700	0,063
*13x6 727	CVV0130060727	727	0,065
*13x6 752	CVV0130060752	752	0,068
*13x6 800	CVV0130060800	800	0,072
*13x6 852	CVV0130060852	852	0,077
*13x6 900	CVV0130060900	900	0,081
*13x6 950	CVV0130060950	950	0,086
*13x6 1002	CVV0130061002	1002	0,090
*13x6 1062	CVV0130061062	1062	0,096
*13x6 1122	CVV0130061122	1122	0,101
*13x6 1252	CVV0130061252	1252	0,113

descrizione	codice	sviluppo mm	Kg.
*17x6 552	CVV0170060552	552	0,085
*17x6 702	CVV0170060702	702	0,085
*17x6 802	CVV0170060802	802	0,097
*17x6 902	CVV0170060902	902	0,109
*17x6 1002	CVV0170061002	1002	0,121
*17x6 1202	CVV0170061202	1202	0,146

descrizione	codice	sviluppo mm	Kg.
*21X6 772	CVV0210060772	772	0,117
*21X6 872	CVV0210060872	872	0,133
21X6 972	CVV0210060972	972	0,148

descrizione	codice	sviluppo mm	Kg.
22x8 600	CVV0220080600	600	0,140
22x8 700	CVV0220080700	700	0,143
22x8 725	CVV0220080725	725	0,148
22x8 750	CVV0220080750	750	0,154
*22x8 775	CVV0220080775	775	0,159
22x8 800	CVV0220080800	800	0,164
22x8 850	CVV0220080850	850	0,174
22x8 900	CVV0220080900	900	0,184
22x8 950	CVV0220080950	950	0,194
*22x8 1000	CVV0220081000	1000	0,205
*22x8 1060	CVV0220081060	1060	0,217
*22x8 1120	CVV0220081120	1120	0,229
*22x8 1180	CVV0220081180	1180	0,242
*22x8 1225	CVV0220081225	1225	0,251
*22x8 1250	CVV0220081250	1250	0,256
*22x8 1320	CVV0220081320	1320	0,270
*22x8 1400	CVV0220081400	1400	0,287
*22x8 1500	CVV0220081500	1500	0,307
*22x8 1800	CVV0220081800	1800	0,368

descrizione	codice	sviluppo mm	Kg.
*24x8 1725	CVV0240081725	1725	0,388
*24x8 2160	CVV0240082160	2160	0,486

descrizione	codice	sviluppo mm	Kg.
*26x8 710	CVV0260080710	710	0,173
*26x8 750	CVV0260080750	750	0,184
26x8 762	CVV0260080762	762	0,187
*26x8 800	CVV0260080800	800	0,196
*26x8 850	CVV0260080850	850	0,209
26x8 862	CVV0260080862	862	0,212
*26x8 950	CVV0260080950	950	0,233
26x8 962	CVV0260080962	962	0,236
*26x8 1000	CVV0260081000	1000	0,244
*26x8 1010	CVV0260081010	1010	0,248
*26x8 1060	CVV0260081060	1060	0,258
*26x8 1082	CVV0260081082	1082	0,266
*26x8 1120	CVV0260081120	1120	0,273
*26x8 1180	CVV0260081180	1180	0,288
*26x8 1212	CVV0260081212	1212	0,297
*26x8 1250	CVV0260081250	1250	0,305
*26x8 1400	CVV0260081400	1400	0,341
*26x8 1600	CVV0260081600	1600	0,390


descrizione	codice	sviluppo mm	Kg.
28x8 700	CVV0280080700	700	0,186
28x8 750	CVV0280080750	750	0,199
28x8 805	CVV0280080805	805	0,214
28x8 850	CVV0280080850	850	0,226
28x8 900	CVV0280080900	900	0,239
28x8 950	CVV0280080950	950	0,252
28x8 1000	CVV0280081000	1000	0,266
28x8 1060	CVV0280081060	1060	0,282
28x8 1120	CVV0280081120	1120	0,297
28x8 1180	CVV0280081180	1180	0,313
*28x8 1200	CVV0280081200	1200	0,319
28x8 1250	CVV0280081250	1250	0,332
*28x8 1305	CVV0280081305	1305	0,346
28x8 1320	CVV0280081320	1320	0,351
28x8 1400	CVV0280081400	1400	0,372
*28x8 1450	CVV0280081450	1450	0,385
*28x8 1500	CVV0280081500	1500	0,398
28x8 1605	CVV0280081605	1605	0,426
*28x8 1705	CVV0280081705	1705	0,453
28x8 1805	CVV0280081805	1805	0,479
*28x8 1905	CVV0280081905	1905	0,506
*28x8 2005	CVV0280082005	2005	0,532

descrizione	codice	sviluppo mm	Kg.
*30x10 750	CVV0300100750	750	0,256
*30x10 800	CVV0300100800	800	0,273
30x10 875	CVV0300100875	875	0,299
30x10 900	CVV0300100900	900	0,308
*30x10 950	CVV0300100950	950	0,327
*30x10 1000	CVV0300101000	1000	0,342
30x10 1120	CVV0300101120	1120	0,383
*30x10 1178	CVV0300101178	1178	0,405
30x10 1200	CVV0300101200	1200	0,413
*30x10 1340	CVV0300101340	1340	0,458
*30x10 1433	CVV0300101433	1433	0,493
*30x10 1500	CVV0300101500	1500	0,516
*30x10 1600	CVV0300101600	1600	0,547
*30x10 1700	CVV0300101700	1700	0,579
*30x10 1800	CVV0300101800	1800	0,620

descrizione	codice	sviluppo mm	Kg.
*32x10 709	CVV0320100709	709	0,261
*32x10 724	CVV0320100724	724	0,265
32x10 750	CVV0320100750	750	0,275
32x10 790	CVV0320100790	790	0,290
32x10 850	CVV0320100850	850	0,312
32x10 900	CVV0320100900	900	0,330
32x10 950	CVV0320100950	950	0,348
32x10 1000	CVV0320101000	1000	0,367
*32x10 1073	CVV0320101073	1073	0,393
32x10 1120	CVV0320101120	1120	0,411
*32x10 1180	CVV0320101180	1180	0,433
32x10 1200	CVV0320101200	1200	0,440
*32x10 1250	CVV0320101250	1250	0,458
*32x10 1320	CVV0320101320	1320	0,487
*32x10 1353	CVV0320101353	1353	0,496
*32x10 1400	CVV0320101400	1400	0,514
*32x10 1500	CVV0320101500	1500	0,550
*32x10 1520	CVV0320101520	1520	0,557
*32x10 1553	CVV0320101553	1553	0,569
*32x10 1600	CVV0320101600	1600	0,587
*32x10 1652	CVV0320101652	1652	0,606



CINGHIE PER VARIATORI CONTI®V “VARISPEED” “VARISPEED” V-BELTS CONTI®V



descrizione	codice	sviluppo mm	Kg.
37x10 747	CVV0370100747	747	0,320
37x10 800	CVV0370100800	800	0,343
37x10 830	CVV0370100830	830	0,356
37x10 850	CVV0370100850	850	0,364
37x10 900	CVV0370100900	900	0,386
37x10 950	CVV0370100950	950	0,408
37x10 1000	CVV0370101000	1000	0,429
37x10 1060	CVV0370101060	1060	0,455
37x10 1120	CVV0370101120	1120	0,480
37x10 1180	CVV0370101180	1180	0,506
37x10 1250	CVV0370101250	1250	0,537
37x10 1320	CVV0370101320	1320	0,566
37x10 1400	CVV0370101400	1400	0,601
37x10 1500	CVV0370101500	1500	0,643
37x10 1600	CVV0370101600	1600	0,687
37x10 1700	CVV0370101700	1700	0,729
37x10 1810	CVV0370101810	1810	0,777
*37x10 1900	CVV0370101900	1900	0,815
37x10 2000	CVV0370102000	2000	0,858
*37x10 2062	CVV0370102062	2062	0,885
*37x10 2117	CVV0370102117	2117	0,908
*37x10 2497	CVV0370102497	2497	1,071

descrizione	codice	sviluppo mm	Kg.
*42x12 1000	CVV0420121000	1000	0,560
42x12 1064	CVV0420121064	1064	0,596
42x12 1120	CVV0420121120	1120	0,628
*42x12 1194	CVV0420121194	1194	0,669
*42x12 1250	CVV0420121250	1250	0,700
*42x12 1344	CVV0420121344	1344	0,753
*42x12 1400	CVV0420121400	1400	0,784
*42x12 1440	CVV0420121440	1440	0,809
*42x12 1500	CVV0420121500	1500	0,841
*42x12 1544	CVV0420121544	1544	0,865
*42x12 1600	CVV0420121600	1600	0,897
*42x12 1700	CVV0420121700	1700	0,953
*42x12 1800	CVV0420121800	1800	1,009
*42x12 2000	CVV0420122000	2000	1,121

descrizione	codice	sviluppo mm	Kg.
47x12 905	CVV0470120905	905	0,572
*47x12 1000	CVV0470121000	1000	0,632
*47x12 1035	CVV0470121035	1035	0,655
*47x12 1065	CVV0470121065	1065	0,674
*47x12 1125	CVV0470121125	1125	0,711
*47x12 1185	CVV0470121185	1185	0,749
*47x12 1255	CVV0470121255	1255	0,793
*47x12 1275	CVV0470121275	1275	0,806
47x12 1325	CVV0470121325	1325	0,838
*47x12 1405	CVV0470121405	1405	0,888
*47x12 1440	CVV0470121440	1440	0,910
*47x12 1505	CVV0470121505	1505	0,951
*47x12 1605	CVV0470121605	1605	1,015
47x12 1705	CVV0470121705	1705	1,078
*47x12 1745	CVV0470121745	1745	1,104
47x12 1805	CVV0470121805	1805	1,141
*47x12 1905	CVV0470121905	1905	1,204
*47x12 2005	CVV0470122005	2005	1,267
*47x12 2125	CVV0470122125	2125	1,344
*47x12 2215	CVV0470122215	2215	1,400
47x12 2245	CVV0470122245	2245	1,420
*47x12 2305	CVV0470122305	2305	1,458
47x12 2505	CVV0470122505	2505	1,584
*47x12 2805	CVV0470122805	2805	1,774

descrizione	codice	sviluppo mm	Kg.
52x16 1180	CVV0520161180	1180	1,160
*52x16 1250	CVV0520161250	1250	1,229
*52x16 1325	CVV0520161325	1325	1,310
*52x16 1400	CVV0520161400	1400	1,378
52x16 1525	CVV0520161525	1525	1,499
*52x16 1600	CVV0520161600	1600	1,581
*52x16 1725	CVV0520161725	1725	1,696
*52x16 1925	CVV0520161925	1925	1,892
*52x16 2164	CVV0520162164	2164	2,140
*52x16 2240	CVV0520162240	2240	2,202
*52x16 2424	CVV0520162424	2424	2,397
*52x16 3074	CVV0520163074	3074	3,039

descrizione	codice	sviluppo mm	Kg.
55x16 1180	CVV0550161180	1180	1,240
55x16 1250	CVV0550161250	1250	1,306
55x16 1320	CVV0550161320	1320	1,379
55x16 1400	CVV0550161400	1400	1,464
*55x16 1600	CVV0550161600	1600	1,672
*55x16 1700	CVV0550161700	1700	1,776
*55x16 1800	CVV0550161800	1800	1,879
55x16 2000	CVV0550162000	2000	2,089
*55x16 2240	CVV0550162240	2240	2,340
*55x16 2500	CVV0550162500	2500	2,611
*55x16 2800	CVV0550162800	2800	2,942

descrizione	codice	sviluppo mm	Kg.
*65x20 1506	CVV0650201506	1506	2,191
*65x20 1706	CVV0650201706	1706	2,425
*65x20 1906	CVV0650201906	1906	2,710
*65x20 2146	CVV0650202146	2146	3,050
*65x20 2406	CVV0650202406	2406	3,420
*65x20 2706	CVV0650202706	2706	3,846
*65x20 3056	CVV0650203056	3056	4,345

descrizione	codice	sviluppo mm	Kg.
*70x18 1400	CVV0700181400	1400	2,046
*70x18 1444	CVV0700181444	1444	2,110
*70x18 1500	CVV0700181500	1500	2,192
*70x18 1600	CVV0700181600	1600	2,329
*70x18 1700	CVV0700181700	1700	2,473
*70x18 1800	CVV0700181800	1800	2,618
*70x18 1900	CVV0700181900	1900	2,777
*70x18 2000	CVV0700182000	2000	2,909
70x18 2240	CVV0700182240	2240	3,258
70x18 2500	CVV0700182500	2500	3,654
*70x18 2800	CVV0700182800	2800	4,073
70x18 3147	CVV0700183147	3147	4,600

descrizione	codice	sviluppo mm	Kg.
*83x23 1691	CVV0830231691	1691	3,467
*83x23 1755	CVV0830231755	1755	3,598
*83x23 1891	CVV0830231891	1891	3,877
*83x23 2110	CVV0830232110	2110	4,326
*83x23 2131	CVV0830232131	2131	4,937
*83x23 2691	CVV0830232691	2691	5,517
*83x23 3041	CVV0830233041	3041	6,234

* Fornita su richiesta / Supplied on request



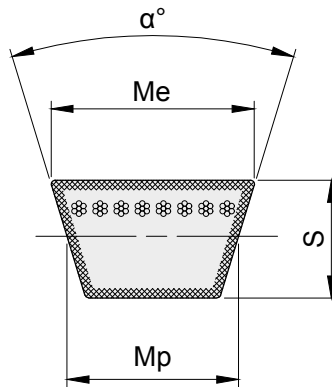
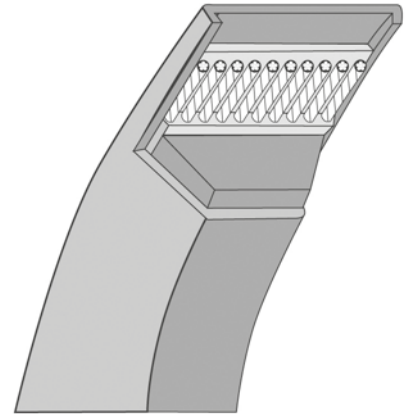
CINGHIE TRAPEZOIDALI A SEZIONE CLASSICA CONTINENTAL POWERSPAN® - "CL" CLASSIC V-BELTS CONTINENTAL POWERSPAN® - "CL"

Proprietà

- › Le cinghie a sezione classica Powerspan sono costruite secondo le norme DIN 2215
- › Armatura di cavi in poliestere ad allungamento ridotto
- › Rivestimento esterno molto robusto a fianchi ricoperti
- › Resistenza agli oli minerali ed ai climi tropicali
- › Buona elettroconducibilità che permette di evitare normali pericoli elettrostatici
- › Temperatura d'esercizio da -20° a +70°

Properties

- › The classical section belts Powerspan are made according to DIN 2215
- › Reinforced polyester cables with reduced elongation
- › Outer covering very robust with side covered
- › Resistance to mineral oils and tropical climates
- › Good electro-conductivity which avoids normal electrostatic hazards
- › Operating temperature from -20° to +70°



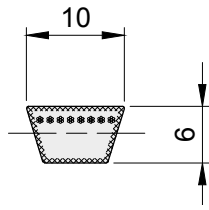
DIMENSIONI CINGHIA
DIMENSIONS OF V-BELT



descrizione	α gradi	Me mm	Mp mm	S mm
Z	40°	10,0	6	8,5
A	40°	13,0	8	11,0
B	40°	17,0	11	14,0
C	40°	22,0	14	19,0
D	40°	32,0	19	27,0
E	40°	40,0	25	32,0



CINGHIE TRAPEZOIDALI A SEZIONE CLASSICA CONTINENTAL POWERSPAN® - "CL" CLASSIC V-BELTS CONTINENTAL POWERSPAN® - "CL"

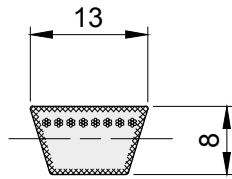
**Z****Z**

descrizione	codice	sviluppo mm	Kg.
Z 19	CLZ01900	480	0,030
Z 20	CLZ02000	507	0,032
Z 21	CLZ02100	532	0,033
Z 21,5	CLZ02150	545	0,034
Z 22	CLZ02200	560	0,035
Z 23	CLZ02300	585	0,037
Z 23,5	CLZ02350	597	0,037
Z 23,75	CLZ02375	605	0,037
Z 24	CLZ02400	610	0,038
Z 25	CLZ02500	635	0,040
Z 25,5	CLZ02550	650	0,040
Z 26	CLZ02600	660	0,042
Z 26,5	CLZ02650	670	0,042
Z 27	CLZ02700	685	0,043
Z 27,5	CLZ02750	700	0,044
Z 28	CLZ02800	710	0,037
Z 28,5	CLZ02850	725	0,045
Z 29	CLZ02900	737	0,046
Z 29,5	CLZ02950	750	0,047
Z 30	CLZ03000	762	0,047
Z 30,5	CLZ03050	775	0,048
Z 31	CLZ03100	790	0,050
Z 32	CLZ03200	815	0,051
Z 32,5	CLZ03250	827	0,052
Z 33	CLZ03300	837	0,052
Z 33,5	CLZ03350	852	0,053
Z 34	CLZ03400	865	0,054
Z 34,5	CLZ03450	877	0,055
Z 35	CLZ03500	890	0,055
Z 35,5	CLZ03550	900	0,056
Z 36	CLZ03600	915	0,057
Z 36,5	CLZ03650	927	0,058
Z 37,5	CLZ03750	950	0,059
Z 38	CLZ03800	965	0,060
Z 38,5	CLZ03850	977	0,061
Z 39	CLZ03900	990	0,062
Z 39,5	CLZ03950	1000	0,062
Z 40	CLZ04000	1017	0,063
Z 40,5	CLZ04050	1030	0,064
Z 41	CLZ04100	1040	0,065
Z 42	CLZ04200	1070	0,066
Z 42,5	CLZ04250	1080	0,067
Z 43	CLZ04300	1090	0,068
Z 43,25	CLZ04325	1100	0,068
Z 44	CLZ04400	1120	0,070
Z 45	CLZ04500	1145	0,071
Z 45,5	CLZ04550	1155	0,072
Z 46	CLZ04600	1170	0,073
◇ Z 46,5	CLZ04650	1181	0,073

descrizione	codice	sviluppo mm	Kg.
Z 47	CLZ04700	1195	0,074
◇ Z 47,25	CLZ04725	1200	0,074
Z 47,5	CLZ04750	1205	0,075
Z 48	CLZ04800	1220	0,076
Z 49	CLZ04900	1245	0,077
Z 49,5	CLZ04950	1257	0,079
Z 50	CLZ05000	1270	0,079
◇ Z 50,75	CLZ05075	1289	0,079
Z 51	CLZ05100	1295	0,081
Z 52	CLZ05200	1320	0,082
Z 53	CLZ05300	1345	0,084
Z 54	CLZ05400	1370	0,085
Z 55	CLZ05500	1400	0,087
Z 56	CLZ05600	1422	0,088
Z 57	CLZ05700	1450	0,090
Z 59	CLZ05900	1500	0,093
Z 59,5	CLZ05950	1512	0,095
Z 61	CLZ06100	1550	0,096
Z 62	CLZ06200	1575	0,098
Z 63	CLZ06300	1600	0,100
Z 64	CLZ06400	1627	0,101
Z 65	CLZ06500	1650	0,103
Z 66	CLZ06600	1675	0,104
Z 67	CLZ06700	1700	0,106
Z 68	CLZ06800	1727	0,107
Z 69	CLZ06900	1750	0,109
Z 70	CLZ07000	1777	0,111
Z 71	CLZ07100	1802	0,112
Z 72	CLZ07200	1830	0,114
Z 73	CLZ07300	1855	0,115
Z 75	CLZ07500	1902	0,118
Z 78	CLZ07800	1980	0,123
Z 79	CLZ07900	2010	0,125
Z 82	CLZ08200	2082	0,130



CINGHIE TRAPEZOIDALI A SEZIONE CLASSICA CONTINENTAL POWERSPAN® - "CL" CLASSIC V-BELTS CONTINENTAL POWERSPAN® - "CL"

**A****A****A**

descrizione	codice	sviluppo mm	Kg.
A 19	CLA01900	480	0,055
A 22	CLA02200	560	0,064
A 23	CLA02300	585	0,067
A 23,5	CLA02350	600	0,068
A 24	CLA02400	610	0,070
A 25	CLA02500	635	0,073
A 25,5	CLA02550	650	0,074
A 26	CLA02600	660	0,075
A 26,25	CLA02625	667	0,076
A 26,5	CLA02650	670	0,077
A 27	CLA02700	685	0,078
A 27,5	CLA02750	700	0,080
A 28	CLA02800	710	0,081
A 28,5	CLA02850	725	0,083
A 29	CLA02900	735	0,084
A 29,5	CLA02950	750	0,086
A 30	CLA03000	765	0,087
A 31	CLA03100	790	0,090
A 31,5	CLA03150	800	0,091
A 32	CLA03200	815	0,093
A 32,5	CLA03250	825	0,094
A 33	CLA03300	840	0,096
A 33,5	CLA03350	850	0,097
A 34	CLA03400	865	0,099
A 34,5	CLA03450	875	0,100
A 35	CLA03500	890	0,102
A 35,5	CLA03550	900	0,103
A 36	CLA03600	915	0,104
A 36,5	CLA03650	930	0,106
A 37	CLA03700	940	0,107
A 37,5	CLA03750	950	0,109
A 38	CLA03800	965	0,110
A 38,5	CLA03850	980	0,112
A 39	CLA03900	990	0,113
A 39,5	CLA03950	1000	0,115
A 40	CLA04000	1015	0,116
A 40,5	CLA04050	1030	0,117
A 41	CLA04100	1040	0,119
A 42	CLA04200	1070	0,122
A 42,25	CLA04225	1075	0,123
◇ A 42,5	CLA04250	1079	0,124
A 43	CLA04300	1090	0,125
A 44	CLA04400	1120	0,128
A 44,5	CLA04450	1130	0,128
A 45	CLA04500	1145	0,131
A 46	CLA04600	1170	0,133
A 46,5	CLA04650	1180	0,135
A 47	CLA04700	1195	0,136
A 48	CLA04800	1220	0,132

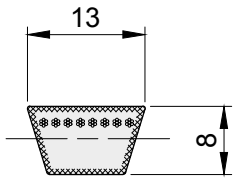
descrizione	codice	sviluppo mm	Kg.
A 48,5	CLA04850	1230	0,141
A 49	CLA04900	1245	0,142
A 50	CLA05000	1270	0,145
A 51	CLA05100	1295	0,148
A 52	CLA05200	1320	0,151
A 53	CLA05300	1345	0,154
A 53,5	CLA05350	1360	0,154
A 54	CLA05400	1370	0,157
A 55	CLA05500	1400	0,160
A 56	CLA05600	1420	0,162
A 57	CLA05700	1450	0,165
A 58	CLA05800	1475	0,168
A 59	CLA05900	1500	0,171
A 60	CLA06000	1525	0,174
A 61	CLA06100	1550	0,177
A 62	CLA06200	1575	0,180
A 63	CLA06300	1600	0,183
A 64	CLA06400	1625	0,186
A 65	CLA06500	1650	0,189
A 66	CLA06600	1675	0,191
A 67	CLA06700	1700	0,194
A 68	CLA06800	1725	0,197
A 69	CLA06900	1750	0,200
A 70	CLA07000	1775	0,203
A 71	CLA07100	1800	0,206
A 72	CLA07200	1830	0,209
A 73	CLA07300	1855	0,212
A 73,5	CLA07350	1870	0,215
A 74	CLA07400	1880	0,215
A 75	CLA07500	1905	0,218
A 76	CLA07600	1930	0,220
A 77	CLA07700	1955	0,223
A 77,5	CLA07750	1970	0,226
A 78	CLA07800	1980	0,226
A 79	CLA07900	2005	0,229
A 80	CLA08000	2030	0,232
A 81	CLA08100	2060	0,235
A 82	CLA08200	2085	0,238
A 83	CLA08300	2110	0,244
A 84	CLA08400	2135	0,244
A 85	CLA08500	2160	0,247
A 86	CLA08600	2185	0,249
A 86,5	CLA08650	2200	0,254
A 87	CLA08700	2210	0,252
A 88	CLA08800	2235	0,255
A 88,5	CLA08850	2250	0,260
A 89	CLA08900	2260	0,262
A 90	CLA09000	2285	0,261
A 91	CLA09100	2310	0,268

descrizione	codice	sviluppo mm	Kg.
A 91,5	CLA09150	2325	0,269
A 92	CLA09200	2335	0,270
A 92,5	CLA09250	2350	0,272
A 93	CLA09300	2360	0,273
A 94	CLA09400	2390	0,273
A 95	CLA09500	2415	0,279
A 96	CLA09600	2440	0,282
A 96,5	CLA09650	2450	0,284
A 97	CLA09700	2465	0,285
A 98	CLA09800	2490	0,288
A 99	CLA09900	2515	0,291
A 100	CLA10000	2540	0,294
*A 100,5	CLA10050	2550	0,295
*A 102	CLA10200	2590	0,300
A 103	CLA10300	2615	0,303
A 104	CLA10400	2640	0,306
A 105	CLA10500	2670	0,309
*A 106	CLA10600	2690	0,302
◇ A 106,25	CLA10625	2699	0,302
A 107	CLA10700	2720	0,305
*A 108	CLA10800	2745	0,307
A 109	CLA10900	2770	0,310
A 110	CLA11000	2795	0,313
A 112	CLA11200	2845	0,319
A 113	CLA11300	2870	0,322
A 114	CLA11400	2895	0,325
A 115	CLA11500	2920	0,327
A 116	CLA11600	2945	0,330
A 117	CLA11700	2970	0,333
A 118	CLA11800	3000	0,336
A 120	CLA12000	3050	0,342
A 122	CLA12200	3100	0,347
A 123	CLA12300	3125	0,350
A 124	CLA12400	3150	0,353
A 125	CLA12500	3175	0,356
A 126	CLA12600	3200	0,359
A 127	CLA12700	3225	0,362
A 128	CLA12800	3250	0,364
A 130	CLA13000	3300	0,370
A 132	CLA13200	3350	0,376
A 134	CLA13400	3405	0,381
A 136	CLA13600	3455	0,387
A 138	CLA13800	3505	0,393
A 140	CLA14000	3555	0,399
A 142	CLA14200	3605	0,404
A 144	CLA14400	3660	0,410
A 148	CLA14800	3760	0,421
A 154	CLA15400	3910	0,438
A 155	CLA15500	3940	0,441

* Fornita su richiesta / Supplied on request ◇ Articolo ad esaurimento / Item till sold out



CINGHIE TRAPEZOIDALI A SEZIONE CLASSICA CONTINENTAL POWERSPAN® - "CL"
CLASSIC V-BELTS CONTINENTAL POWERSPAN® - "CL"

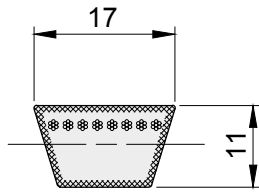


A

descrizione	codice	sviluppo mm	Kg.
A 156	CLA15600	3960	0,444
A 158	CLA15800	4010	0,450
A 162	CLA16200	4115	0,461
A 173	CLA17300	4395	0,493
A 177	CLA17700	4495	0,504
A 180	CLA18000	4570	0,512
A 184	CLA18400	4675	0,524
A 187	CLA18700	4750	0,532
A 196	CLA19600	4980	0,558
A 197	CLA19700	5005	0,561
A 210	CLA21000	5335	0,598



CINGHIE TRAPEZOIDALI A SEZIONE CLASSICA CONTINENTAL POWERSPAN® - "CL" CLASSIC V-BELTS CONTINENTAL POWERSPAN® - "CL"

**B****B****B**

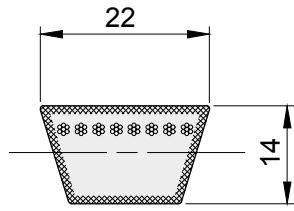
descrizione	codice	sviluppo mm	Kg.
B 26	CLB02600	660	0,127
B 27	CLB02700	685	0,131
B 28	CLB02800	710	0,136
B 29	CLB02900	735	0,141
B 30	CLB03000	760	0,146
B 31	CLB03100	785	0,151
B 32	CLB03200	810	0,156
B 32,5	CLB03250	825	0,158
B 33	CLB03300	840	0,161
B 34	CLB03400	865	0,166
B 34,5	CLB03450	875	0,170
B 35	CLB03500	890	0,170
B 35,5	CLB03550	905	0,175
B 36	CLB03600	915	0,175
B 37	CLB03700	940	0,180
B 37,5	CLB03750	950	0,183
B 38	CLB03800	965	0,185
B 39	CLB03900	990	0,190
B 40	CLB04000	1015	0,195
B 40,5	CLB04050	1030	0,200
B 41	CLB04100	1040	0,200
B 42	CLB04200	1065	0,205
B 43	CLB04300	1090	0,209
B 44	CLB04400	1120	0,214
B 45	CLB04500	1140	0,219
B 45,5	CLB04550	1155	0,224
B 46,5	CLB04650	1180	0,229
B 47	CLB04700	1195	0,229
B 48	CLB04800	1220	0,234
B 49	CLB04900	1245	0,239
B 50	CLB05000	1270	0,244
B 51	CLB05100	1295	0,248
B 52	CLB05200	1320	0,253
B 53	CLB05300	1345	0,258
B 54	CLB05400	1370	0,263
B 55	CLB05500	1400	0,268
B 56	CLB05600	1420	0,273
B 57	CLB05700	1450	0,278
B 58	CLB05800	1475	0,282
B 59	CLB05900	1500	0,287
B 60	CLB06000	1525	0,292
B 61	CLB06100	1550	0,297
B 62	CLB06200	1575	0,292
B 63	CLB06300	1600	0,307
B 64	CLB06400	1625	0,312
B 65	CLB06500	1650	0,317
B 66	CLB06600	1675	0,321
◇ B 66,25	CLB06625	1683	0,321
B 67	CLB06700	1700	0,326

descrizione	codice	sviluppo mm	Kg.
B 68	CLB06800	1725	0,331
B 69	CLB06900	1750	0,336
B 70	CLB07000	1775	0,341
B 71	CLB07100	1800	0,346
B 72	CLB07200	1830	0,351
B 73	CLB07300	1855	0,356
B 74	CLB07400	1880	0,360
B 75	CLB07500	1905	0,365
B 76	CLB07600	1930	0,370
B 77	CLB07700	1955	0,375
B 78	CLB07800	1980	0,380
B 79	CLB07900	2005	0,385
B 80	CLB08000	2030	0,390
B 81	CLB08100	2060	0,394
B 82	CLB08200	2085	0,399
B 83	CLB08300	2110	0,404
B 84	CLB08400	2135	0,409
B 85	CLB08500	2160	0,414
B 86	CLB08600	2185	0,419
B 86,5	CLB08650	2200	0,428
B 87	CLB08700	2210	0,424
B 88	CLB08800	2235	0,429
B 88,5	CLB08850	2250	0,438
B 89	CLB08900	2260	0,433
B 90	CLB09000	2285	0,438
B 91	CLB09100	2310	0,441
B 91,5	CLB09150	2325	0,453
B 92	CLB09200	2335	0,448
B 92,5	CLB09250	2350	0,458
B 93	CLB09300	2360	0,453
B 94	CLB09400	2390	0,458
B 94,5	CLB09450	2400	0,468
B 95	CLB09500	2410	0,463
B 96	CLB09600	2440	0,468
B 96,5	CLB09650	2450	0,478
B 97	CLB09700	2465	0,472
B 98	CLB09800	2490	0,485
B 99	CLB09900	2515	0,490
B 100	CLB10000	2540	0,487
B 100,5	CLB10050	2550	0,497
B 101	CLB10100	2565	0,500
B 102	CLB10200	2590	0,497
B 104	CLB10400	2640	0,515
B 105	CLB10500	2665	0,520
B 106	CLB10600	2695	0,526
B 107	CLB10700	2720	0,531
B 108	CLB10800	2745	0,536
B 109	CLB10900	2770	0,541
B 110	CLB11000	2795	0,546

descrizione	codice	sviluppo mm	Kg.
B 112	CLB11200	2845	0,556
B 112,5	CLB11250	2855	0,558
B 114	CLB11400	2895	0,566
B 115	CLB11500	2920	0,571
B 116	CLB11600	2945	0,575
B 116,5	CLB11650	2960	0,578
B 117	CLB11700	2970	0,580
B 118	CLB11800	3000	0,585
B 119	CLB11900	3025	0,590
B 120	CLB12000	3050	0,595
B 121	CLB12100	3075	0,600
B 122	CLB12200	3100	0,605
B 124	CLB12400	3150	0,615
B 125	CLB12500	3175	0,620
B 126	CLB12600	3200	0,625
B 127	CLB12700	3225	0,630
B 128	CLB12800	3250	0,635
B 129	CLB12900	3275	0,640
B 130	CLB13000	3300	0,645
B 131	CLB13100	3325	0,650
B 132	CLB13200	3350	0,655
B 133	CLB13300	3380	0,660
B 134	CLB13400	3405	0,665
B 135	CLB13500	3430	0,670
B 136	CLB13600	3455	0,675
B 138	CLB13800	3505	0,685
B 139	CLB13900	3530	0,690
B 140	CLB14000	3555	0,695
B 142	CLB14200	3605	0,704
B 144	CLB14400	3660	0,714
B 145	CLB14500	3685	0,719
B 146	CLB14600	3710	0,724
B 147	CLB14700	3735	0,729
B 148	CLB14800	3760	0,734
B 149,5	CLB14950	3800	0,742
B 150	CLB15000	3810	0,744
B 151	CLB15100	3835	0,749
B 152	CLB15200	3860	0,754
B 153,5	CLB15350	3900	0,762
B 154	CLB15400	3910	0,764
B 155	CLB15500	3940	0,769
B 156	CLB15600	3960	0,774
B 157	CLB15700	3990	0,779
B 158	CLB15800	4010	0,784
B 159,5	CLB15950	4050	0,791
B 160	CLB16000	4065	0,794
B 161	CLB16100	4090	0,799
B 161,5	CLB16150	4100	0,801
B 162	CLB16200	4115	0,804



CINGHIE TRAPEZOIDALI A SEZIONE CLASSICA CONTINENTAL POWERSPAN® - "CL" CLASSIC V-BELTS CONTINENTAL POWERSPAN® - "CL"

**C****C****C**

descrizione	codice	sviluppo mm	Kg.
C 38	CLC03800	965	0,315
C 39	CLC03900	990	0,324
C 41	CLC04100	1040	0,34
C 42	CLC04200	1065	0,349
C 43	CLC04300	1090	0,357
C 44	CLC04400	1120	0,365
◇ C 45	CLC04500	1143	0,365
C 46	CLC04600	1170	0,382
C 47	CLC04700	1195	0,39
C 48	CLC04800	1220	0,398
C 49	CLC04900	1245	0,407
C 50	CLC05000	1270	0,415
C 51	CLC05100	1295	0,423
C 52	CLC05200	1320	0,432
C 53	CLC05300	1346	0,44
C 54	CLC05400	1375	0,448
C 55	CLC05500	1400	0,457
C 56	CLC05600	1425	0,465
C 57	CLC05700	1450	0,473
C 58	CLC05800	1475	0,481
C 59	CLC05900	1500	0,49
C 60	CLC06000	1525	0,498
C 61	CLC06100	1551	0,506
C 62	CLC06200	1575	0,515
C 63	CLC06300	1600	0,523
C 65	CLC06500	1650	0,54
C 66	CLC06600	1676	0,548
C 67	CLC06700	1700	0,556
C 68	CLC06800	1726	0,564
C 68,5	CLC06850	1741	0,573
C 69	CLC06900	1750	0,573
C 70	CLC07000	1780	0,581
C 71	CLC07100	1805	0,589
C 72	CLC07200	1830	0,598
C 72,5	CLC07250	1841	0,606
C 73	CLC07300	1855	0,606
C 74	CLC07400	1880	0,614
C 75	CLC07500	1905	0,623
C 76	CLC07600	1931	0,631
C 77	CLC07700	1956	0,639
C 78	CLC07800	1981	0,647
C 79	CLC07900	2005	0,656
C 80	CLC08000	2031	0,664
C 81	CLC08100	2056	0,672
C 82	CLC08200	2080	0,681
C 83	CLC08300	2110	0,689
C 84	CLC08400	2135	0,697
C 85	CLC08500	2160	0,706
C 86	CLC08600	2185	0,714

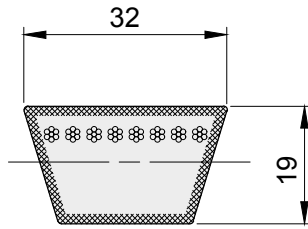
descrizione	codice	sviluppo mm	Kg.
C 86,5	CLC08650	2200	0,721
C 87	CLC08700	2210	0,722
C 88	CLC08800	2235	0,730
C 89	CLC08900	2260	0,742
C 90	CLC09000	2286	0,747
C 91	CLC09100	2310	0,755
C 92	CLC09200	2336	0,764
C 93	CLC09300	2360	0,772
C 94	CLC09400	2390	0,780
C 95	CLC09500	2415	0,789
C 96	CLC09600	2440	0,797
C 97	CLC09700	2461	0,809
C 98	CLC09800	2490	0,813
C 99	CLC09900	2515	0,826
C 100	CLC10000	2541	0,830
C 101	CLC10100	2565	0,842
C 102	CLC10200	2591	0,847
C 103	CLC10300	2616	0,859
C 104	CLC10400	2641	0,867
C 105	CLC10500	2666	0,881
C 106	CLC10600	2691	0,889
C 107	CLC10700	2720	0,898
C 107,5	CLC10750	2731	0,902
C 108	CLC10800	2745	0,906
C 109	CLC10900	2770	0,915
C 110	CLC11000	2795	0,923
C 111	CLC11100	2820	0,931
C 112	CLC11200	2845	0,940
C 112,5	CLC11250	2860	0,944
C 114	CLC11400	2895	0,956
C 115	CLC11500	2920	0,965
C 116	CLC11600	2945	0,973
C 117	CLC11700	2971	0,982
C 118	CLC11800	3000	0,990
C 120	CLC12000	3050	1,007
C 122	CLC12200	3100	1,024
C 124	CLC12400	3150	1,040
C 125	CLC12500	3176	1,049
C 126	CLC12600	3200	1,057
C 128	CLC12800	3250	1,074
C 129	CLC12900	3276	1,082
C 130	CLC13000	3301	1,091
C 132	CLC13200	3350	1,107
C 134	CLC13400	3405	1,124
C 135	CLC13500	3430	1,133
C 136	CLC13600	3455	1,141
C 137	CLC13700	3481	1,149
C 138	CLC13800	3505	1,158
C 139	CLC13900	3531	1,166

descrizione	codice	sviluppo mm	Kg.
C 140	CLC14000	3555	1,175
C 142	CLC14200	3606	1,191
C 144	CLC14400	3660	1,208
C 145	CLC14500	3681	1,217
C 146	CLC14600	3710	1,225
C 147	CLC14700	3735	1,233
C 148	CLC14800	3760	1,242
C 150	CLC15000	3810	1,259
C 152	CLC15200	3860	1,275
C 153	CLC15300	3886	1,284
C 155	CLC15500	3936	1,300
C 156	CLC15600	3960	1,309
C 158	CLC15800	4011	1,326
C 160	CLC16000	4065	1,342
C 162	CLC16200	4115	1,359
C 164	CLC16400	4166	1,376
C 165	CLC16500	4191	1,384
C 166	CLC16600	4216	1,393
C 167	CLC16700	4240	1,401
C 168	CLC16800	4265	1,410
C 169	CLC16900	4291	1,418
C 170	CLC17000	4320	1,426
C 173	CLC17300	4395	1,451
C 175	CLC17500	4445	1,468
C 177	CLC17700	4495	1,485
C 180	CLC18000	4571	1,510
C 181	CLC18100	4600	1,519
C 185	CLC18500	4701	1,552
C 187	CLC18700	4750	1,569
C 190	CLC19000	4825	1,594
C 194	CLC19400	4926	1,628
C 195	CLC19500	4951	1,636
C 197	CLC19700	5005	1,653
C 200	CLC20000	5080	1,678
C 204	CLC20400	5181	1,712
C 206	CLC20600	5231	1,728
C 208	CLC20800	5285	1,745
C 210	CLC21000	5331	1,762
C 212,5	CLC21250	5400	1,783
C 216	CLC21600	5485	1,812
C 218	CLC21800	5536	1,829
C 220	CLC22000	5590	1,846
C 222	CLC22200	5640	1,863
C 225	CLC22500	5715	1,888
C 228	CLC22800	5790	1,913
C 234	CLC23400	5941	1,963
C 236	CLC23600	5995	1,980
C 238	CLC23800	6045	1,997
C 240	CLC24000	6095	2,014

◇ Articolo ad esaurimento / Item till sold out



CINGHIE TRAPEZOIDALI A SEZIONE CLASSICA CONTINENTAL POWERSPAN® - "CL" CLASSIC V-BELTS CONTINENTAL POWERSPAN® - "CL"

**D****D**

descrizione	codice	sviluppo mm	Kg.
*D 104	CLD10400	2640	1,701
*D 110	CLD11000	2795	1,800
*D 114	CLD11400	2899	1,865
*D 118	CLD11800	3000	1,930
*D 120	CLD12000	3050	1,963
*D 121	CLD12100	3074	1,980
*D 122	CLD12200	3100	1,996
*D 124	CLD12400	3150	2,029
*D 126	CLD12600	3200	2,061
*D 128	CLD12800	3250	2,088
*D 129	CLD12900	3274	2,110
*D 130	CLD13000	3300	2,127
*D 132	CLD13200	3350	2,160
*D 134	CLD13400	3404	2,192
*D 135	CLD13500	3430	2,209
*D 136	CLD13600	3454	2,225
*D 137	CLD13700	3480	2,241
*D 138	CLD13800	3504	2,258
*D 140	CLD14000	3555	2,290
*D 143	CLD14300	3630	2,339
*D 144	CLD14400	3660	2,356
*D 145	CLD14500	3684	2,372
*D 148	CLD14800	3760	2,421
*D 149,5	CLD14950	3800	2,446
*D 150	CLD15000	3810	2,454
*D 154	CLD15400	3915	2,519
*D 155	CLD15500	3934	2,536
*D 158	CLD15800	4014	2,585
*D 162	CLD16200	4115	2,650
*D 163,5	CLD16350	4150	2,675
*D 164	CLD16400	4164	2,683
*D 167	CLD16700	4244	2,732
*D 169	CLD16900	4294	2,765
*D 173	CLD17300	4394	2,830
*D 174	CLD17400	4420	2,847
*D 177	CLD17700	4494	2,896
*D 180	CLD18000	4574	2,945
*D 187	CLD18700	4750	3,059
*D 194	CLD19400	4929	3,174
*D 195	CLD19500	4954	3,190
*D 197	CLD19700	5004	3,223
*D 205	CLD20500	5204	3,354
*D 207	CLD20700	5259	3,387
*D 208	CLD20800	5284	3,403
*D 210	CLD21000	5334	3,436
*D 216,5	CLD21650	5500	3,542
*D 217	CLD21700	5514	3,550
*D 220	CLD22000	5590	3,599
*D 223	CLD22300	5664	3,648

descrizione	codice	sviluppo mm	Kg.
*D 233	CLD23300	5920	3,812
*D 236	CLD23600	5995	3,861
*D 240	CLD24000	6094	3,926
*D 245	CLD24500	6224	4,008
*D 248	CLD24800	6300	4,057
*D 250	CLD25000	6350	4,090
*D 255	CLD25500	6480	4,172
*D 256	CLD25600	6500	4,188
*D 261	CLD26100	6630	4,270
*D 264	CLD26400	6704	4,319
*D 266	CLD26600	6754	4,352
*D 270	CLD27000	6860	4,417
*D 275,5	CLD27550	7000	4,507
*D 277	CLD27700	7034	4,532
*D 280	CLD28000	7110	4,581
*D 285	CLD28500	7240	4,663
*D 292	CLD29200	7420	4,777
*D 300	CLD30000	7620	4,908
*D 315	CLD31500	8000	5,153
*D 316	CLD31600	8024	5,170
*D 330	CLD33000	8380	5,399
*D 345	CLD34500	8764	5,644
*D 354	CLD35400	8990	5,791
*D 360	CLD36000	9145	5,890
*D 374	CLD37400	9500	6,119
*D 394	CLD39400	10010	6,446
*D 418	CLD41800	10620	6,838
*D 441	CLD44100	11200	7,215
*D 480	CLD48000	12190	7,853

* Fornita su richiesta / Supplied on request



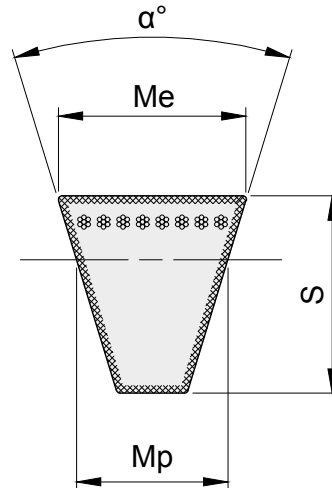
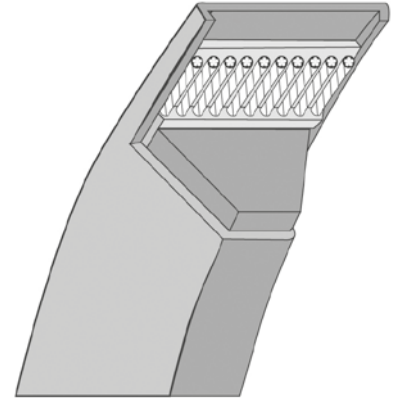
CINGHIE TRAPEZOIDALI A SEZIONE STRETTA CONTINENTAL POWERSPAN® - "CL" NARROW V-BELTS CONTINENTAL POWERSPAN® - "CL"

Proprietà

- › Le cinghie Powerspan a sezione stretta sono costruite secondo le norme DIN 7753
- › Armatura di cavi in poliestere ad allungamento ridotto
- › Rivestimento esterno molto robusto a fianchi ricoperti
- › Resistenza agli oli minerali ed ai climi tropicali
- › Buona elettroconducibilità che permette di evitare normali pericoli elettrostatici
- › Temperatura d'esercizio da -20° a +80°

Properties

- › The Narrow section belts Powerspan are made according to DIN 7753
- › Reinforced polyester cables with reduced elongation
- › Outer covering very robust with side covered
- › Resistance to mineral oils and tropical climates
- › Good electro-conductivity which avoids normal electrostatic hazards
- › Operating temperature from -20° to +80°



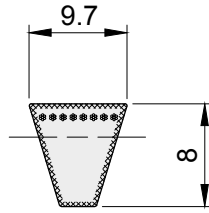
DIMENSIONI CINGHIA
DIMENSIONS OF V-BELT



descrizione	α gradi	Me mm	Mp mm	S mm
SPZ	38°	9,7	8,5	8
SPA	38°	12,7	11,0	10
SPB	38°	16,3	14,0	13
SPC	38°	22,0	19,0	18



CINGHIE TRAPEZOIDALI A SEZIONE STRETTA CONTINENTAL POWERSPAN® - "CL" NARROW V-BELTS CONTINENTAL POWERSPAN® - "CL"



SPZ

SPZ

SPZ

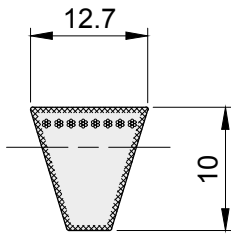
descrizione	codice	sviluppo mm	Kg.
SPZ 487	CLSPZ00487	487	0,037
SPZ 512	CLSPZ00512	512	0,038
◇ SPZ 560	CLSPZ00560	560	0,042
SPZ 562	CLSPZ00562	562	0,042
*SPZ 607	CLSPZ00607	607	0,045
SPZ 612	CLSPZ00612	612	0,045
SPZ 630	CLSPZ00630	630	0,047
SPZ 637	CLSPZ00637	637	0,047
SPZ 662	CLSPZ00662	662	0,049
SPZ 670	CLSPZ00670	670	0,050
SPZ 687	CLSPZ00687	687	0,051
SPZ 697	CLSPZ00697	697	0,052
SPZ 710	CLSPZ00710	710	0,053
SPZ 722	CLSPZ00722	722	0,054
SPZ 737	CLSPZ00737	737	0,055
◇ SPZ 740	CLSPZ00740	740	0,055
SPZ 750	CLSPZ00750	750	0,056
SPZ 762	CLSPZ00762	762	0,056
SPZ 772	CLSPZ00772	772	0,057
SPZ 787	CLSPZ00787	787	0,058
SPZ 800	CLSPZ00800	800	0,059
SPZ 812	CLSPZ00812	812	0,060
SPZ 825	CLSPZ00825	825	0,061
SPZ 837	CLSPZ00837	837	0,062
SPZ 850	CLSPZ00850	850	0,063
SPZ 862	CLSPZ00862	862	0,064
SPZ 875	CLSPZ00875	875	0,065
SPZ 887	CLSPZ00887	887	0,066
SPZ 900	CLSPZ00900	900	0,067
SPZ 912	CLSPZ00912	912	0,067
SPZ 925	CLSPZ00925	925	0,068
SPZ 937	CLSPZ00937	937	0,069
SPZ 950	CLSPZ00950	950	0,070
SPZ 962	CLSPZ00962	962	0,071
SPZ 987	CLSPZ00987	987	0,073
SPZ 1000	CLSPZ01000	1000	0,074
SPZ 1012	CLSPZ01012	1012	0,075
SPZ 1024	CLSPZ01024	1024	0,076
SPZ 1037	CLSPZ01037	1037	0,077
SPZ 1047	CLSPZ01047	1047	0,077
SPZ 1060	CLSPZ01060	1060	0,078
SPZ 1077	CLSPZ01077	1077	0,080
SPZ 1087	CLSPZ01087	1087	0,080
*SPZ 1100	CLSPZ01100	1100	0,081
SPZ 1112	CLSPZ01112	1112	0,082
SPZ 1120	CLSPZ01120	1120	0,083
SPZ 1137	CLSPZ01137	1137	0,084
SPZ 1162	CLSPZ01162	1162	0,086
SPZ 1180	CLSPZ01180	1180	0,087

descrizione	codice	sviluppo mm	Kg.
SPZ 1187	CLSPZ01187	1187	0,088
SPZ 1202	CLSPZ01202	1202	0,089
SPZ 1212	CLSPZ01212	1212	0,090
SPZ 1237	CLSPZ01237	1237	0,092
SPZ 1250	CLSPZ01250	1250	0,093
SPZ 1262	CLSPZ01262	1262	0,093
SPZ 1270	CLSPZ01270	1270	0,094
SPZ 1287	CLSPZ01287	1287	0,095
SPZ 1312	CLSPZ01312	1312	0,097
SPZ 1320	CLSPZ01320	1320	0,098
*SPZ 1325	CLSPZ01325	1325	0,098
SPZ 1337	CLSPZ01337	1337	0,099
SPZ 1347	CLSPZ01347	1347	0,100
SPZ 1362	CLSPZ01362	1362	0,101
*SPZ 1375	CLSPZ01375	1375	0,102
SPZ 1387	CLSPZ01387	1387	0,103
SPZ 1400	CLSPZ01400	1400	0,104
SPZ 1412	CLSPZ01412	1412	0,104
SPZ 1437	CLSPZ01437	1437	0,106
SPZ 1462	CLSPZ01462	1462	0,108
SPZ 1487	CLSPZ01487	1487	0,110
SPZ 1500	CLSPZ01500	1500	0,111
SPZ 1512	CLSPZ01512	1512	0,112
*SPZ 1520	CLSPZ01520	1520	0,112
SPZ 1537	CLSPZ01537	1537	0,114
SPZ 1562	CLSPZ01562	1562	0,109
SPZ 1587	CLSPZ01587	1587	0,117
SPZ 1600	CLSPZ01600	1600	0,118
SPZ 1612	CLSPZ01612	1612	0,119
SPZ 1637	CLSPZ01637	1637	0,121
SPZ 1650	CLSPZ01650	1650	0,122
SPZ 1662	CLSPZ01662	1662	0,123
SPZ 1687	CLSPZ01687	1687	0,125
SPZ 1700	CLSPZ01700	1700	0,126
*SPZ 1712	CLSPZ01712	1712	0,127
SPZ 1737	CLSPZ01737	1737	0,129
*SPZ 1750	CLSPZ01750	1750	0,130
SPZ 1762	CLSPZ01762	1762	0,130
SPZ 1787	CLSPZ01787	1787	0,132
SPZ 1800	CLSPZ01800	1800	0,133
SPZ 1812	CLSPZ01812	1812	0,134
SPZ 1837	CLSPZ01837	1837	0,136
SPZ 1850	CLSPZ01850	1850	0,137
SPZ 1862	CLSPZ01862	1862	0,138
SPZ 1887	CLSPZ01887	1887	0,140
SPZ 1900	CLSPZ01900	1900	0,141
SPZ 1937	CLSPZ01937	1937	0,152
*SPZ 1950	CLSPZ01950	1950	0,153
SPZ 1987	CLSPZ01987	1987	0,156

descrizione	codice	sviluppo mm	Kg.
SPZ 2000	CLSPZ02000	2000	0,148
SPZ 2030	CLSPZ02030	2030	0,159
SPZ 2037	CLSPZ02037	2037	0,160
*SPZ 2050	CLSPZ02050	2050	0,161
SPZ 2060	CLSPZ02060	2060	0,162
SPZ 2087	CLSPZ02087	2087	0,164
*SPZ 2100	CLSPZ02100	2100	0,165
SPZ 2120	CLSPZ02120	2120	0,167
SPZ 2137	CLSPZ02137	2137	0,168
*SPZ 2150	CLSPZ02150	2150	0,169
SPZ 2160	CLSPZ02160	2160	0,170
SPZ 2187	CLSPZ02187	2187	0,172
SPZ 2240	CLSPZ02240	2240	0,176
SPZ 2280	CLSPZ02280	2280	0,179
SPZ 2287	CLSPZ02287	2287	0,180
*SPZ 2300	CLSPZ02300	2300	0,181
SPZ 2360	CLSPZ02360	2360	0,185
*SPZ 2400	CLSPZ02400	2400	0,189
*SPZ 2410	CLSPZ02410	2410	0,189
*SPZ 2437	CLSPZ02437	2437	0,191
*SPZ 2450	CLSPZ02450	2450	0,192
*SPZ 2500	CLSPZ02500	2500	0,196
SPZ 2650	CLSPZ02650	2650	0,208
*SPZ 2690	CLSPZ02690	2690	0,211
SPZ 2800	CLSPZ02800	2800	0,220
*SPZ 2840	CLSPZ02840	2840	0,223
*SPZ 2990	CLSPZ02990	2990	0,235
SPZ 3000	CLSPZ03000	3000	0,236
SPZ 3150	CLSPZ03150	3150	0,247
*SPZ 3350	CLSPZ03350	3350	0,263
SPZ 3550	CLSPZ03550	3550	0,279



CINGHIE TRAPEZOIDALI A SEZIONE STRETTA CONTINENTAL POWERSPAN® - "CL" NARROW V-BELTS CONTINENTAL POWERSPAN® - "CL"



SPA

SPA

SPA

descrizione	codice	sviluppo mm	Kg.
SPA 732	CLSPA00732	732	0,095
SPA 757	CLSPA00757	757	0,098
SPA 782	CLSPA00782	782	0,102
SPA 800	CLSPA00800	800	0,104
SPA 807	CLSPA00807	807	0,105
SPA 832	CLSPA00832	832	0,108
SPA 850	CLSPA00850	850	0,111
SPA 857	CLSPA00857	857	0,111
SPA 882	CLSPA00882	882	0,115
SPA 900	CLSPA00900	900	0,117
SPA 907	CLSPA00907	907	0,118
SPA 932	CLSPA00932	932	0,121
SPA 950	CLSPA00950	950	0,124
SPA 957	CLSPA00957	957	0,124
SPA 975	CLSPA00975	975	0,127
SPA 982	CLSPA00982	982	0,128
SPA 1000	CLSPA01000	1000	0,130
SPA 1007	CLSPA01007	1007	0,131
SPA 1032	CLSPA01032	1032	0,134
SPA 1042	CLSPA01042	1042	0,135
◇ SPA 1057	CLSPA01057	1057	0,135
SPA 1060	CLSPA01060	1060	0,138
SPA 1079	CLSPA01079	1079	0,141
SPA 1082	CLSPA01082	1082	0,141
SPA 1104	CLSPA01104	1104	0,144
SPA 1107	CLSPA01107	1107	0,144
SPA 1120	CLSPA01120	1120	0,146
SPA 1132	CLSPA01132	1132	0,147
◇ SPA 1150	CLSPA01150	1150	0,150
SPA 1154	CLSPA01154	1154	0,150
SPA 1157	CLSPA01157	1157	0,150
SPA 1180	CLSPA01180	1180	0,153
SPA 1190	CLSPA01190	1190	0,154
SPA 1207	CLSPA01207	1207	0,157
SPA 1232	CLSPA01232	1232	0,160
SPA 1250	CLSPA01250	1250	0,163
SPA 1257	CLSPA01257	1257	0,163
SPA 1269	CLSPA01269	1269	0,167
SPA 1282	CLSPA01282	1282	0,167
SPA 1307	CLSPA01307	1307	0,170
SPA 1320	CLSPA01320	1320	0,172
SPA 1332	CLSPA01332	1332	0,173
SPA 1357	CLSPA01357	1357	0,176
SPA 1382	CLSPA01382	1382	0,180
SPA 1400	CLSPA01400	1400	0,182
◇ SPA 1407	CLSPA01407	1407	0,182
SPA 1432	CLSPA01432	1432	0,186
◇ SPA 1454	CLSPA01454	1454	0,189
SPA 1457	CLSPA01457	1457	0,189

descrizione	codice	sviluppo mm	Kg.
SPA 1482	CLSPA01482	1482	0,193
SPA 1500	CLSPA01500	1500	0,195
SPA 1507	CLSPA01507	1507	0,196
SPA 1532	CLSPA01532	1532	0,199
SPA 1557	CLSPA01557	1557	0,202
SPA 1582	CLSPA01582	1582	0,206
SPA 1600	CLSPA01600	1600	0,208
◇ SPA 1607	CLSPA01607	1607	0,208
SPA 1632	CLSPA01632	1632	0,212
SPA 1657	CLSPA01657	1657	0,215
◇ SPA 1682	CLSPA01682	1682	0,215
SPA 1700	CLSPA01700	1700	0,221
SPA 1707	CLSPA01707	1707	0,225
SPA 1732	CLSPA01732	1732	0,225
SPA 1757	CLSPA01757	1757	0,231
SPA 1782	CLSPA01782	1782	0,232
SPA 1800	CLSPA01800	1800	0,234
◇ SPA 1807	CLSPA01807	1807	0,234
◇ SPA 1832	CLSPA01832	1832	0,244
SPA 1857	CLSPA01857	1857	0,244
◇ SPA 1882	CLSPA01882	1882	0,247
SPA 1900	CLSPA01900	1900	0,247
◇ SPA 1907	CLSPA01907	1907	0,247
SPA 1932	CLSPA01932	1932	0,251
◇ SPA 1950	CLSPA01950	1950	0,254
SPA 1957	CLSPA01957	1957	0,254
SPA 2000	CLSPA02000	2000	0,260
◇ SPA 2007	CLSPA02007	2007	0,260
SPA 2032	CLSPA02032	2032	0,260
SPA 2057	CLSPA02057	2057	0,263
SPA 2082	CLSPA02082	2082	0,266
SPA 2120	CLSPA02120	2120	0,276
SPA 2132	CLSPA02132	2132	0,278
SPA 2150	CLSPA02150	2150	0,275
SPA 2182	CLSPA02182	2182	0,284
SPA 2207	CLSPA02207	2207	0,288
SPA 2232	CLSPA02232	2232	0,291
SPA 2240	CLSPA02240	2240	0,291
SPA 2282	CLSPA02282	2282	0,297
SPA 2300	CLSPA02300	2300	0,300
SPA 2307	CLSPA02307	2307	0,301
SPA 2360	CLSPA02360	2360	0,307
◇ SPA 2382	CLSPA02382	2382	0,307
SPA 2432	CLSPA02432	2432	0,317
SPA 2482	CLSPA02482	2482	0,323
SPA 2500	CLSPA02500	2500	0,326
SPA 2532	CLSPA02532	2532	0,330
SPA 2582	CLSPA02582	2582	0,336
SPA 2650	CLSPA02650	2650	0,345

descrizione	codice	sviluppo mm	Kg.
SPA 2782	CLSPA02782	2782	0,362
SPA 2800	CLSPA02800	2800	0,365
SPA 2832	CLSPA02832	2832	0,369
SPA 2847	CLSPA02847	2847	0,371
SPA 2882	CLSPA02882	2882	0,376
SPA 2932	CLSPA02932	2932	0,382
SPA 2982	CLSPA02982	2982	0,389
SPA 3000	CLSPA03000	3000	0,391
SPA 3082	CLSPA03082	3082	0,402
SPA 3150	CLSPA03150	3150	0,410
SPA 3182	CLSPA03182	3182	0,415
SPA 3250	CLSPA03250	3250	0,423
SPA 3350	CLSPA03350	3350	0,437
SPA 3382	CLSPA03382	3382	0,441
SPA 3450	CLSPA03450	3450	0,450
SPA 3550	CLSPA03550	3550	0,463
SPA 3750	CLSPA03750	3750	0,489
SPA 3850	CLSPA03850	3850	0,502
SPA 4000	CLSPA04000	4000	0,521
SPA 4250	CLSPA04250	4250	0,554
SPA 4500	CLSPA04500	4500	0,586





CINGHIE SCANALATE POLY-V POLY-V BELTS

CINGHIE TRAPEZOIDALI SCANALATE PER GRANDI RAPPORTI DI TRASMISSIONE,
ALTE VELOCITÀ DELLA CINGHIA, PULEGGE DI PICCOLO DIAMETRO
E PULEGGE TENDICINGHIA POSTERIORI, DIN 7867

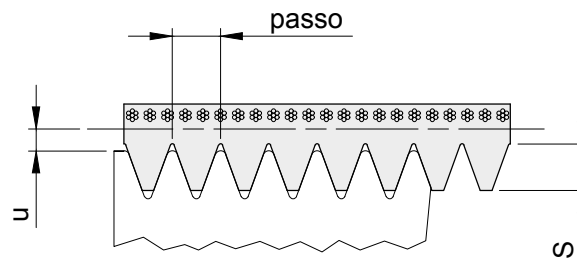

MULTIPLE V-RIBBED BELTS FOR HIGH GEAR RATIOS, HIGH BELT SPEEDS,
SMALL PULLEY DIAMETERS AND BACK-TENSION ROLLERS, DIN 7867

Proprietà

- › Resistenti a temperature comprese tra -30°C e +80°C in funzione dell'applicazione
- › Particolarmente silenziose
- › Idonee per lavorare anche sulla parte esterna con galoppino
- › Elettricamente conduttrici a norma ISO 1813
- › Relativamente resistenti all'olio
- › Utilizzabili in climi tropicali
- › Resistenti alla polvere

Properties

- › Temperature range from -30 °C to +80 °C, depending on application
- › Enhanced running smoothness
- › Suitable for reverse flexing/reverse tensioning idlers
- › Electrically conductive in accordance with ISO 1813
- › Conditionally resistant to oil
- › Suitable for tropical climates
- › Dust-proof



DIMENSIONI CINGHIA DIMENSIONS OF V-BELT

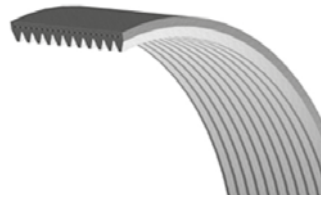
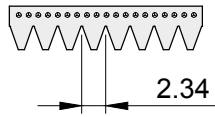
descrizione	passo mm	S mm	u mm
J	2,34	3,8	1,2
K	3,56	4,8	1,5
L	4,70	7,5	3,0

Fornite nervature a richiesta
Supplied ribs on request



CINGHIE SCANALATE POLY-V SEZIONE "J"

POLY-V BELTS TYPE "J"



SEZIONE J

descrizione	codice	nervature	sviluppo		Kg.
			pollice	mm	
J 8 280	J080280	8	11,00	280	0,02
J 8 330	J080330	8	13,00	330	0,02
J 8 356	J080356	8	14,00	356	0,03
J 8 362	J080362	8	14,30	362	0,03
J 8 381	J080381	8	15,00	381	0,03
J 8 406	J080406	8	16,00	406	0,03
J 8 414	J080414	8	16,30	414	0,03
J 8 432	J080432	8	17,00	432	0,03
J 8 457	J080457	8	18,00	457	0,03
J 8 483	J080483	8	19,00	483	0,04
J 8 508	J080508	8	20,00	508	0,04
J 8 533	J080533	8	21,00	533	0,04
J 8 559	J080559	8	22,00	559	0,04
J 8 584	J080584	8	23,00	584	0,04
J 8 610	J080610	8	24,00	610	0,05
J 8 660	J080660	8	26,00	660	0,05
J 8 686	J080686	8	27,00	686	0,05
J 8 711	J080711	8	28,00	711	0,05
J 8 723	J080723	8	28,50	723	0,05
J 8 737	J080737	8	29,00	737	0,05
J 8 762	J080762	8	30,00	762	0,06
J 8 787	J080787	8	31,00	787	0,06
J 8 813	J080813	8	32,00	813	0,06
J 8 836	J080836	8	32,90	836	0,06
J 8 838	J080838	8	33,00	838	0,06
J 8 864	J080864	8	34,00	864	0,06
J 8 889	J080889	8	35,00	889	0,06
J 8 895	J080895	8	35,20	895	0,07
J 8 914	J080914	8	36,00	914	0,07
J 8 940	J080940	8	37,00	940	0,07
J 8 955	J080955	8	37,60	955	0,07
J 8 965	J080965	8	38,00	965	0,07
J 8 991	J080991	8	39,00	991	0,08
J 8 1016	J081016	8	40,00	1016	0,08
J 8 1054	J081054	8	41,50	1054	0,08
J 8 1092	J081092	8	43,00	1092	0,08
J 8 1105	J081105	8	43,50	1105	0,08
J 8 1110	J081110	8	43,70	1110	0,08
J 8 1123	J081123	8	44,20	1123	0,08
J 8 1130	J081130	8	44,50	1130	0,08
J 8 1143	J081143	8	45,00	1143	0,08
J 8 1150	J081150	8	45,30	1150	0,09
*J 8 1151	J081151	8	45,30	1151	0,09
J 8 1168	J081168	8	46,00	1168	0,09
J 8 1194	J081194	8	47,00	1194	0,09
J 8 1200	J081200	8	47,30	1200	0,09
*J 8 1208	J081208	8	47,60	1208	0,09
J 8 1219	J081219	8	48,00	1219	0,09
J 8 1222	J081222	8	48,10	1222	0,09

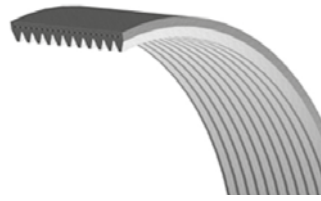
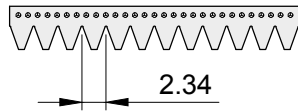
SEZIONE J

descrizione	codice	nervature	sviluppo		Kg.
			pollice	mm	
J 8 1244	J081244	8	49,00	1244	0,09
J 8 1245	J081245	8	49,00	1245	0,09
J 8 1262	J081262	8	49,70	1262	0,09
J 8 1270	J081270	8	50,00	1270	0,09
J 8 1285	J081285	8	50,60	1285	0,10
*J 8 1287	J081287	8	50,70	1287	0,10
J 8 1295	J081295	8	51,00	1295	0,10
J 8 1301	J081301	8	51,20	1301	0,10
J 8 1309	J081309	8	51,50	1309	0,10
J 8 1316	J081316	8	51,80	1316	0,10
J 8 1321	J081321	8	52,00	1321	0,10
J 8 1333	J081333	8	52,50	1333	0,10
J 8 1355	J081355	8	53,40	1355	0,10
J 8 1371	J081371	8	54,00	1371	0,10
J 8 1372	J081372	8	54,00	1372	0,10
J 8 1397	J081397	8	55,00	1397	0,10
J 8 1422	J081422	8	56,00	1422	0,11
J 8 1428	J081428	8	56,20	1428	0,11
J 8 1439	J081439	8	56,70	1439	0,11
J 8 1461	J081461	8	57,50	1461	0,11
J 8 1473	J081473	8	58,00	1473	0,11
J 8 1475	J081475	8	58,10	1475	0,11
J 8 1549	J081549	8	61,00	1549	0,12
J 8 1600	J081600	8	63,00	1600	0,12
J 8 1626	J081626	8	64,00	1626	0,12
J 8 1651	J081651	8	65,00	1651	0,12
J 8 1663	J081663	8	65,50	1663	0,12
J 8 1702	J081702	8	67,00	1702	0,12
J 8 1752	J081752	8	69,00	1752	0,13
J 8 1753	J081753	8	69,00	1753	0,13
J 8 1778	J081778	8	70,00	1778	0,13
J 8 1780	J081780	8	70,00	1780	0,13
J 8 1854	J081854	8	73,00	1854	0,14
J 8 1895	J081895	8	74,60	1895	0,14
J 8 1910	J081910	8	75,20	1910	0,14
J 8 1915	J081915	8	75,40	1915	0,14
J 8 1930	J081930	8	76,00	1930	0,14
J 8 1956	J081956	8	77,00	1956	0,15
J 8 1965	J081965	8	77,40	1965	0,15
J 8 1981	J081981	8	78,00	1981	0,15
J 8 1992	J081992	8	78,40	1992	0,15
J 8 2019	J082019	8	79,50	2019	0,15
J 8 2083	J082083	8	82,00	2083	0,15
J 8 2155	J082155	8	84,80	2155	0,16
J 8 2210	J082210	8	87,00	2210	0,16
J 8 2286	J082286	8	90,00	2286	0,16
J 8 2337	J082337	8	92,00	2337	0,17
J 8 2489	J082489	8	98,00	2489	0,19



CINGHIE SCANALATE POLY-V SEZIONE "J"

POLY-V BELTS TYPE "J"



SEZIONE J

descrizione	codice	nervature	sviluppo		Kg.
			pollice	mm	
J 12 280	J120280	12	11,00	280	0,03
J 12 330	J120330	12	13,00	330	0,04
J 12 356	J120356	12	14,00	356	0,04
J 12 362	J120362	12	14,30	362	0,04
J 12 381	J120381	12	15,00	381	0,04
J 12 406	J120406	12	16,00	406	0,05
J 12 414	J120414	12	16,30	414	0,05
J 12 432	J120432	12	17,00	432	0,05
J 12 457	J120457	12	18,00	457	0,05
J 12 483	J120483	12	19,00	483	0,05
J 12 508	J120508	12	20,00	508	0,06
J 12 533	J120533	12	21,00	533	0,06
J 12 559	J120559	12	22,00	559	0,06
J 12 584	J120584	12	23,00	584	0,07
J 12 610	J120610	12	24,00	610	0,07
J 12 660	J120660	12	26,00	660	0,07
J 12 686	J120686	12	27,00	686	0,07
J 12 711	J120711	12	28,00	711	0,08
J 12 723	J120723	12	28,50	723	0,08
J 12 737	J120737	12	29,00	737	0,08
J 12 762	J120762	12	30,00	762	0,09
J 12 787	J120787	12	31,00	787	0,09
J 12 813	J120813	12	32,00	813	0,09
J 12 836	J120836	12	32,90	836	0,09
J 12 838	J120838	12	33,00	838	0,09
J 12 864	J120864	12	34,00	864	0,10
J 12 889	J120889	12	35,00	889	0,10
J 12 895	J120895	12	35,20	895	0,10
J 12 914	J120914	12	36,00	914	0,10
J 12 940	J120940	12	37,00	940	0,11
J 12 955	J120955	12	37,60	955	0,11
J 12 965	J120965	12	38,00	965	0,11
J 12 991	J120991	12	39,00	991	0,11
J 12 1016	J121016	12	40,00	1016	0,11
J 12 1054	J121054	12	41,50	1054	0,12
J 12 1092	J121092	12	43,00	1092	0,12
J 12 1105	J121105	12	43,50	1105	0,12
J 12 1110	J121110	12	43,70	1110	0,12
J 12 1123	J121123	12	44,20	1123	0,13
J 12 1130	J121130	12	44,50	1130	0,13
J 12 1143	J121143	12	45,00	1143	0,13
J 12 1150	J121150	12	45,30	1150	0,13
*J 12 1151	J121151	12	45,30	1151	0,13
J 12 1168	J121168	12	46,00	1168	0,13
J 12 1194	J121194	12	47,00	1194	0,13
J 12 1200	J121200	12	47,30	1200	0,13
*J 12 1208	J121208	12	47,60	1208	0,13
J 12 1219	J121219	12	48,00	1219	0,14
J 12 1222	J121222	12	48,10	1222	0,14

SEZIONE J


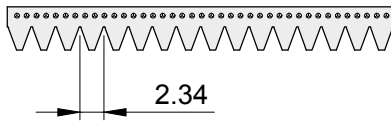
descrizione	codice	nervature	sviluppo		Kg.
			pollice	mm	
J 12 1244	J121244	12	49,00	1244	0,14
J 12 1245	J121245	12	49,00	1245	0,14
J 12 1262	J121262	12	49,70	1262	0,14
J 12 1270	J121270	12	50,00	1270	0,14
J 12 1285	J121285	12	50,60	1285	0,14
*J 12 1287	J121287	12	50,70	1287	0,14
J 12 1295	J121295	12	51,00	1295	0,15
J 12 1301	J121301	12	51,20	1301	0,15
J 12 1309	J121309	12	51,50	1309	0,15
J 12 1316	J121316	12	51,80	1316	0,15
J 12 1321	J121321	12	52,00	1321	0,15
J 12 1333	J121333	12	52,50	1333	0,15
J 12 1355	J121355	12	53,40	1355	0,15
J 12 1371	J121371	12	54,00	1371	0,15
J 12 1372	J121372	12	54,00	1372	0,15
J 12 1397	J121397	12	55,00	1397	0,16
J 12 1422	J121422	12	56,00	1422	0,16
J 12 1428	J121428	12	56,20	1428	0,16
J 12 1439	J121439	12	56,70	1439	0,16
J 12 1461	J121461	12	57,50	1461	0,16
J 12 1473	J121473	12	58,00	1473	0,16
J 12 1475	J121475	12	58,10	1475	0,16
J 12 1549	J121549	12	61,00	1549	0,17
J 12 1600	J121600	12	63,00	1600	0,18
J 12 1626	J121626	12	64,00	1626	0,18
J 12 1651	J121651	12	65,00	1651	0,18
J 12 1663	J121663	12	65,50	1663	0,19
J 12 1702	J121702	12	67,00	1702	0,19
J 12 1752	J121752	12	69,00	1752	0,20
J 12 1753	J121753	12	69,00	1753	0,20
J 12 1778	J121778	12	70,00	1778	0,20
J 12 1780	J121780	12	70,00	1780	0,20
J 12 1854	J121854	12	73,00	1854	0,21
J 12 1895	J121895	12	74,60	1895	0,21
J 12 1910	J121910	12	75,20	1910	0,21
J 12 1915	J121915	12	75,40	1915	0,21
J 12 1930	J121930	12	76,00	1930	0,22
J 12 1956	J121956	12	77,00	1956	0,22
J 12 1965	J121965	12	77,40	1965	0,22
J 12 1981	J121981	12	78,00	1981	0,22
J 12 1992	J121992	12	78,40	1992	0,22
J 12 2019	J122019	12	79,50	2019	0,22
J 12 2083	J122083	12	82,00	2083	0,23
J 12 2155	J122155	12	84,80	2155	0,24
J 12 2210	J122210	12	87,00	2210	0,25
J 12 2286	J122286	12	90,00	2286	0,25
J 12 2337	J122337	12	92,00	2337	0,26
J 12 2489	J122489	12	98,00	2489	0,28

* Fornita su richiesta / Supplied on request



CINGHIE SCANALATE POLY-V SEZIONE "J"

POLY-V BELTS TYPE "J"



SEZIONE J

SEZIONE J

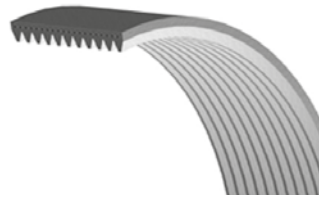
descrizione	codice	nervature	sviluppo		Kg.
			pollice	mm	
J 16 280	J160280	16	11,00	280	0,04
J 16 330	J160330	16	13,00	330	0,05
J 16 356	J160356	16	14,00	356	0,05
J 16 362	J160362	16	14,30	362	0,05
J 16 381	J160381	16	15,00	381	0,06
J 16 406	J160406	16	16,00	406	0,06
J 16 414	J160414	16	16,30	414	0,06
J 16 432	J160432	16	17,00	432	0,06
J 16 457	J160457	16	18,00	457	0,07
J 16 483	J160483	16	19,00	483	0,07
J 16 508	J160508	16	20,00	508	0,08
J 16 533	J160533	16	21,00	533	0,08
J 16 559	J160559	16	22,00	559	0,08
J 16 584	J160584	16	23,00	584	0,09
J 16 610	J160610	16	24,00	610	0,09
J 16 660	J160660	16	26,00	660	0,10
J 16 686	J160686	16	27,00	686	0,11
J 16 711	J160711	16	28,00	711	0,11
J 16 723	J160723	16	28,50	723	0,11
J 16 737	J160737	16	29,00	737	0,11
J 16 762	J160762	16	30,00	762	0,11
J 16 787	J160787	16	31,00	787	0,11
J 16 813	J160813	16	32,00	813	0,12
J 16 836	J160836	16	32,90	836	0,12
J 16 838	J160838	16	33,00	838	0,12
J 16 864	J160864	16	34,00	864	0,13
J 16 889	J160889	16	35,00	889	0,13
J 16 895	J160895	16	35,20	895	0,14
J 16 914	J160914	16	36,00	914	0,14
J 16 940	J160940	16	37,00	940	0,14
J 16 955	J160955	16	37,60	955	0,14
J 16 965	J160965	16	38,00	965	0,14
J 16 991	J160991	16	39,00	991	0,14
J 16 1016	J161016	16	40,00	1016	0,15
J 16 1054	J161054	16	41,50	1054	0,15
J 16 1092	J161092	16	43,00	1092	0,16
J 16 1105	J161105	16	43,50	1105	0,16
J 16 1110	J161110	16	43,70	1110	0,17
J 16 1123	J161123	16	44,20	1123	0,17
J 16 1130	J161130	16	44,50	1130	0,17
J 16 1143	J161143	16	45,00	1143	0,17
J 16 1150	J161150	16	45,30	1150	0,17
*J 16 1151	J161151	16	45,30	1151	0,17
J 16 1168	J161168	16	46,00	1168	0,17
J 16 1194	J161194	16	47,00	1194	0,18
J 16 1200	J161200	16	47,30	1200	0,18
*J 16 1208	J161208	16	47,60	1208	0,18
J 16 1219	J161219	16	48,00	1219	0,18
J 16 1222	J161222	16	48,10	1222	0,18

descrizione	codice	nervature	sviluppo		Kg.
			pollice	mm	
J 16 1244	J161244	16	49,00	1244	0,19
J 16 1245	J161245	16	49,00	1245	0,19
J 16 1262	J161262	16	49,70	1262	0,19
J 16 1270	J161270	16	50,00	1270	0,19
J 16 1285	J161285	16	50,60	1285	0,19
*J 16 1287	J161287	16	50,70	1287	0,19
J 16 1295	J161295	16	51,00	1295	0,19
J 16 1301	J161301	16	51,20	1301	0,19
J 16 1309	J161309	16	51,50	1309	0,19
J 16 1316	J161316	16	51,80	1316	0,20
J 16 1321	J161321	16	52,00	1321	0,20
J 16 1333	J161333	16	52,50	1333	0,20
J 16 1355	J161355	16	53,40	1355	0,20
J 16 1371	J161371	16	54,00	1371	0,20
J 16 1372	J161372	16	54,00	1372	0,20
J 16 1397	J161397	16	55,00	1397	0,21
J 16 1422	J161422	16	56,00	1422	0,21
J 16 1428	J161428	16	56,20	1428	0,21
J 16 1439	J161439	16	56,70	1439	0,21
J 16 1461	J161461	16	57,50	1461	0,21
J 16 1473	J161473	16	58,00	1473	0,22
J 16 1475	J161475	16	58,10	1475	0,22
J 16 1549	J161549	16	61,00	1549	0,23
J 16 1600	J161600	16	63,00	1600	0,24
J 16 1626	J161626	16	64,00	1626	0,24
J 16 1651	J161651	16	65,00	1651	0,25
J 16 1663	J161663	16	65,50	1663	0,25
J 16 1702	J161702	16	67,00	1702	0,25
J 16 1752	J161752	16	69,00	1752	0,26
J 16 1753	J161753	16	69,00	1753	0,26
J 16 1778	J161778	16	70,00	1778	0,26
J 16 1780	J161780	16	70,00	1780	0,26
J 16 1854	J161854	16	73,00	1854	0,28
J 16 1895	J161895	16	74,60	1895	0,28
J 16 1910	J161910	16	75,20	1910	0,28
J 16 1915	J161915	16	75,40	1915	0,28
J 16 1930	J161930	16	76,00	1930	0,29
J 16 1956	J161956	16	77,00	1956	0,29
J 16 1965	J161965	16	77,40	1965	0,29
J 16 1981	J161981	16	78,00	1981	0,29
J 16 1992	J161992	16	78,40	1992	0,30
J 16 2019	J162019	16	79,50	2019	0,30
J 16 2083	J162083	16	82,00	2083	0,31
J 16 2155	J162155	16	84,80	2155	0,32
J 16 2210	J162210	16	87,00	2210	0,33
J 16 2286	J162286	16	90,00	2286	0,32
J 16 2337	J162337	16	92,00	2337	0,35
J 16 2489	J162489	16	98,00	2489	0,37



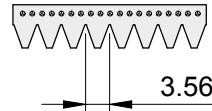
CINGHIE SCANALATE POLY-V SEZIONE "K"

POLY-V BELTS TYPE "K"

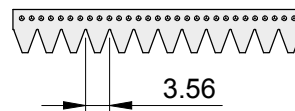


SEZIONE K

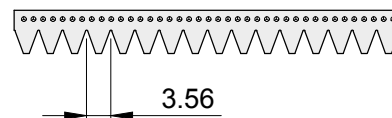
descrizione	codice	nervature	sviluppo		Kg.
			pollice	mm	
◇ K 8 635	K080635	8	25,00	635	0,05
K 8 800	K080800	8	31,50	800	0,11
K 8 813	K080813	8	32,00	813	0,06
K 8 885	K080885	8	34,80	885	0,07
K 8 960	K080960	8	37,80	960	0,07
◇ K 8 1010	K081010	8	39,80	1010	0,07
K 8 1420	K081420	8	55,90	1420	0,10
K 8 1481	K081481	8	58,30	1481	0,11



descrizione	codice	nervature	sviluppo		Kg.
			pollice	mm	
◇ K 12 635	K120635	12	25,00	635	0,07
K 12 800	K120800	12	31,50	800	0,16
K 12 813	K120813	12	32,00	813	0,09
K 12 885	K120885	12	34,80	885	0,10
K 12 960	K120960	12	37,80	960	0,11
◇ K 12 1010	K121010	12	39,80	1010	0,11
K 12 1420	K121420	12	55,90	1420	0,15
K 12 1481	K121481	12	58,30	1481	0,16



descrizione	codice	nervature	sviluppo		Kg.
			pollice	mm	
◇ K 16 635	K160635	16	25,00	635	0,10
K 16 800	K160800	16	31,50	800	0,22
K 16 813	K160813	16	32,00	813	0,12
K 16 885	K160885	16	34,80	885	0,14
K 16 960	K160960	16	37,80	960	0,15
◇ K 16 1010	K161010	16	39,80	1010	0,15
K 16 1420	K161420	16	55,90	1420	0,20
K 16 1481	K161481	16	58,30	1481	0,21





CINGHIE DENTATE POSITIVE - ISO 5296

TIMING BELTS - ISO 5296

CINGHIE DENTATE PER POTENZE PICCOLE E MEDIE

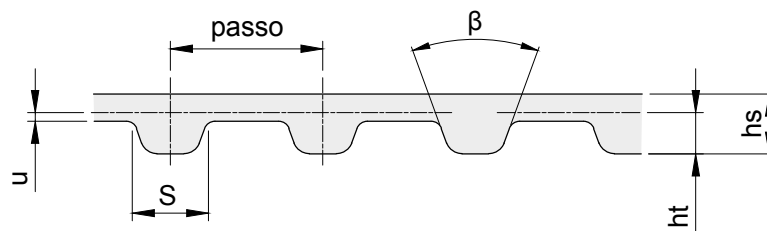

TIMING BELTS FOR LOWER AND MEDIUM POWER RANGE

Proprietà

- › Resistenti a temperature comprese tra -20°C e +100°C in funzione dell'applicazione
- › Relativamente resistenti all'olio
- › Resistenti all'ozono
- › Utilizzabili in climi tropicali
- › Resistenti all'invecchiamento
- › Idonee per lavorare anche sulla parte esterna con galoppino
- › Non necessitano di manutenzione

Properties

- › Temperature range from -20 °C to +100 °C depending on application
- › Conditionally resistant to oil
- › Ozone-resistant
- › Suitable for tropical climates
- › Resistant to aging
- › Suitable for reverse flexing/reverse tensioning idlers
- › Maintenance-free



DIMENSIONI CINGHIA

DIMENSIONS OF BELT

descrizione	passo mm	hs mm	ht mm	S mm	u mm	β gradi
MXL	2,032	1,14	0,51	1,14	0,254	40°
XL	5,080	2,30	1,27	2,57	0,254	50°
L	9,525	3,60	1,91	4,65	0,381	40°
H	12,700	4,30	2,29	6,12	0,686	40°
XH	22,225	11,20	6,35	12,57	1,397	40°




CINGHIE DENTATE POSITIVE - ISO 5296

TIMING BELTS - ISO 5296

MXL

PASSO 0,080 (2,032 mm)



Materiale: Neoprene

descrizione	denti	sviluppo		codice MXL 012 larghezza 3,05 mm	codice MXL 019 larghezza 4,83 mm	codice MXL 025 larghezza 6,35 mm
		pollice	mm			
44 MXL	55	4,40	111,76	1120120440	1120190440	1120250440
44,8 MXL	56	4,48	113,79	1120120448	1120190448	1120250448
46,4 MXL	58	4,64	117,86	1120120464	1120190464	1120250464
48 MXL	60	4,80	121,92	1120120480	1120190480	1120250480
48,8 MXL	61	4,88	123,95	1120120488	1120190488	1120250488
50,4 MXL	63	5,04	128,02	1120120504	1120190504	1120250504
53,6 MXL	67	5,36	136,14	1120120536	1120190536	1120250536
54,4 MXL	68	5,44	138,18	1120120544	1120190544	1120250544
56 MXL	70	5,60	142,24	1120120560	1120190560	1120250560
56,8 MXL	71	5,68	144,27	1120120568	1120190568	1120250568
57,6 MXL	72	5,76	146,30	1120120576	1120190576	1120250576
60 MXL	75	6,00	152,40	1120120600	1120190600	1120250600
61,6 MXL	77	6,16	156,46	1120120616	1120190616	1120250616
64 MXL	80	6,40	162,56	1120120640	1120190640	1120250640
65,6 MXL	82	6,56	166,62	1120120656	1120190656	1120250656
67,2 MXL	84	6,72	170,69	1120120672	1120190672	1120250672
*68 MXL	85	6,80	172,72	1120120680	1120190680	1120250680
69,6 MXL	87	6,96	176,78	1120120696	1120190696	1120250696
70,4 MXL	88	7,04	178,82	1120120704	1120190704	1120250704
72 MXL	90	7,20	182,88	1120120720	1120190720	1120250720
75,2 MXL	94	7,52	191,01	1120120752	1120190752	1120250752
76 MXL	95	7,60	193,04	1120120760	1120190760	1120250760
77,6 MXL	97	7,76	197,10	1120120776	1120190776	1120250776
80 MXL	100	8,00	203,20	1120120800	1120190800	1120250800
80,8 MXL	101	8,08	205,23	1120120808	1120190808	1120250808
82,4 MXL	103	8,24	209,30	1120120824	1120190824	1120250824
*84 MXL	105	8,40	213,36	1120120840	1120190840	1120250840
84,8 MXL	106	8,48	215,39	1120120848	1120190848	1120250848
88 MXL	110	8,80	223,52	1120120880	1120190880	1120250880
89,6 MXL	112	8,96	227,58	1120120896	1120190896	1120250896
90,4 MXL	113	9,04	229,62	1120120904	1120190904	1120250904
91,2 MXL	114	9,12	231,65	1120120912	1120190912	1120250912
94,4 MXL	118	9,44	239,78	1120120944	1120190944	1120250944
96 MXL	120	9,60	243,84	1120120960	1120190960	1120250960
97,6 MXL	122	9,76	247,90	1120120976	1120190976	1120250976
98,4 MXL	123	9,84	249,94	1120120984	1120190984	1120250984
100 MXL	125	10,00	254,00	1120121000	1120191000	1120251000
100,8 MXL	126	10,08	256,03	1120121008	1120191008	1120251008
105,6 MXL	132	10,56	268,22	1120121056	1120191056	1120251056
112 MXL	140	11,20	284,48	1120121120	1120191120	1120251120
120 MXL	150	12,00	304,80	1120121200	1120191200	1120251200




CINGHIE DENTATE POSITIVE - ISO 5296

TIMING BELTS - ISO 5296

MXL

PASSO 0,080 (2,032 mm)



Materiale: Neoprene

descrizione	denti	sviluppo		codice MXL 012 larghezza 3,05 mm	codice MXL 019 larghezza 4,83 mm	codice MXL 025 larghezza 6,35 mm
		pollice	mm			
124 MXL	155	12,40	314,96	1120121240	1120191240	1120251240
131,2 MXL	164	13,12	333,25	1120121312	1120191312	1120251312
*132 MXL	165	13,20	335,28	1120121320	1120191320	1120251320
132,8 MXL	166	13,28	337,31	1120121328	1120191328	1120251328
136 MXL	170	13,60	345,44	1120121360	1120191360	1120251360
140 MXL	175	14,00	355,60	1120121400	1120191400	1120251400
144 MXL	180	14,40	365,76	1120121440	1120191440	1120251440
147,2 MXL	184	14,72	373,89	1120121472	1120191472	1120251472
*180 MXL	225	18,00	457,20	1120121800	1120191800	1120251800
*188,8 MXL	236	18,88	479,55	1120121888	1120191888	1120251888
*200,8 MXL	251	20,08	510,03	1120122008	1120192008	1120252008
238,4 MXL	298	23,84	605,54	1120122384	1120192384	1120252384
277,6 MXL	347	27,76	705,10	1120122776	1120192776	1120252776
*292 MXL	365	29,20	741,68	1120122920	1120192920	1120252920
*296,8 MXL	371	29,68	753,87	1120122968	1120192968	1120252968
*297,6 MXL	372	29,76	755,90	1120122976	1120192976	1120252976
320 MXL	400	32,00	812,80	1120123200	1120193200	1120253200
329,6 MXL	412	32,96	837,18	1120123296	1120193296	1120253296
*347,2 MXL	434	34,72	881,89	1120123472	1120193472	1120253472
*362,4 MXL	453	36,24	920,50	1120123624	1120193624	1120253624
*370,4 MXL	463	37,04	940,82	1120123704	1120193704	1120253704
*398,4 MXL	498	39,84	1011,94	1120123984	1120193984	1120253984
*404 MXL	505	40,40	1026,16	1120124040	1120194040	1120254040

* Fornita su richiesta / Supplied on request




CINGHIE DENTATE POSITIVE - ISO 5296

TIMING BELTS - ISO 5296

XL

PASSO 1/5" (5,080 mm)



Materiale: Neoprene

descrizione	denti	sviluppo		codice XL 025 larghezza 6,35 mm	codice XL 031 larghezza 7,87 mm	codice XL 037 larghezza 9,40 mm
		pollice	mm			
60 XL	30	6,00	152,40	1130250060	1130310060	1130370060
*70 XL	35	7,00	177,80	1130250070	1130310070	1130370070
76 XL	38	7,60	193,04	1130250076	1130310076	1130370076
80 XL	40	8,00	203,20	1130250080	1130310080	1130370080
*86 XL	43	8,60	218,44	1130250086	1130310086	1130370086
88 XL	44	8,80	223,52	1130250088	1130310088	1130370088
90 XL	45	9,00	228,60	1130250090	1130310090	1130370090
*92 XL	46	9,20	233,68	1130250092	1130310092	1130370092
*94 XL	47	9,40	238,76	1130250094	1130310094	1130370094
96 XL	48	9,60	243,84	1130250096	1130310096	1130370096
98 XL	49	9,80	248,92	1130250098	1130310098	1130370098
100 XL	50	10,00	254,00	1130250100	1130310100	1130370100
102 XL	51	10,20	259,08	1130250102	1130310102	1130370102
106 XL	53	10,60	269,24	1130250106	1130310106	1130370106
108 XL	54	10,80	274,32	1130250108	1130310108	1130370108
110 XL	55	11,00	279,40	1130250110	1130310110	1130370110
*112 XL	56	11,20	284,48	1130250112	1130310112	1130370112
114 XL	57	11,40	289,56	1130250114	1130310114	1130370114
116 XL	58	11,60	294,64	1130250116	1130310116	1130370116
*118 XL	59	11,80	299,72	1130250118	1130310118	1130370118
120 XL	60	12,00	304,80	1130250120	1130310120	1130370120
*124 XL	62	12,40	314,96	1130250124	1130310124	1130370124
*126 XL	63	12,60	320,04	1130250126	1130310126	1130370126
130 XL	65	13,00	330,20	1130250130	1130310130	1130370130
134 XL	67	13,40	340,36	1130250134	1130310134	1130370134
136 XL	68	13,60	345,44	1130250136	1130310136	1130370136
138 XL	69	13,80	350,52	1130250138	1130310138	1130370138
140 XL	70	14,00	355,60	1130250140	1130310140	1130370140
142 XL	71	14,20	360,68	1130250142	1130310142	1130370142
148 XL	74	14,80	375,92	1130250148	1130310148	1130370148
150 XL	75	15,00	381,00	1130250150	1130310150	1130370150
156 XL	78	15,60	396,24	1130250156	1130310156	1130370156
160 XL	80	16,00	406,40	1130250160	1130310160	1130370160
*162 XL	81	16,20	411,48	1130250162	1130310162	1130370162
166 XL	83	16,60	421,64	1130250166	1130310166	1130370166
*168 XL	84	16,80	426,72	1130250168	1130310168	1130370168
170 XL	85	17,00	431,80	1130250170	1130310170	1130370170
*174 XL	87	17,40	441,96	1130250174	1130310174	1130370174
176 XL	88	17,60	447,04	1130250176	1130310176	1130370176
*178 XL	89	17,80	452,12	1130250178	1130310178	1130370178
180 XL	90	18,00	457,20	1130250180	1130310180	1130370180




CINGHIE DENTATE POSITIVE - ISO 5296

TIMING BELTS - ISO 5296

XL

PASSO 1/5" (5,080 mm)



Materiale: Neoprene

descrizione	denti	sviluppo		codice XL 025 larghezza 6,35 mm	codice XL 031 larghezza 7,87 mm	codice XL 037 larghezza 9,40 mm
		pollice	mm			
*182 XL	91	18,20	462,28	1130250182	1130310182	1130370182
*184 XL	92	18,40	467,36	1130250184	1130310184	1130370184
*188 XL	94	18,80	477,52	1130250188	1130310188	1130370188
190 XL	95	19,00	482,60	1130250190	1130310190	1130370190
194 XL	97	19,40	492,76	1130250194	1130310194	1130370194
196 XL	98	19,60	497,84	1130250196	1130310196	1130370196
198 XL	99	19,80	502,92	1130250198	1130310198	1130370198
200 XL	100	20,00	508,00	1130250200	1130310200	1130370200
210 XL	105	21,00	533,40	1130250210	1130310210	1130370210
220 XL	110	22,00	558,80	1130250220	1130310220	1130370220
*228 XL	114	22,80	579,12	1130250228	1130310228	1130370228
230 XL	115	23,00	584,20	1130250230	1130310230	1130370230
*232 XL	116	23,20	589,28	1130250232	1130310232	1130370232
*234 XL	117	23,40	594,36	1130250234	1130310234	1130370234
240 XL	120	24,00	609,60	1130250240	1130310240	1130370240
244 XL	122	24,40	619,76	1130250244	1130310244	1130370244
248 XL	124	24,80	629,92	1130250248	1130310248	1130370248
250 XL	125	25,00	635,00	1130250250	1130310250	1130370250
260 XL	130	26,00	660,40	1130250260	1130310260	1130370260
270 XL	135	27,00	685,80	1130250270	1130310270	1130370270
272 XL	136	27,20	690,88	1130250272	1130310272	1130370272
*274 XL	137	27,40	695,96	1130250274	1130310274	1130370274
280 XL	140	28,00	711,20	1130250280	1130310280	1130370280
*286 XL	143	28,60	726,44	1130250286	1130310286	1130370286
290 XL	145	29,00	736,60	1130250290	1130310290	1130370290
296 XL	148	29,60	751,84	1130250296	1130310296	1130370296
300 XL	150	30,00	762,00	1130250300	1130310300	1130370300
*306 XL	153	30,60	777,24	1130250306	1130310306	1130370306
310 XL	155	31,00	787,40	1130250310	1130310310	1130370310
316 XL	158	31,60	802,64	1130250316	1130310316	1130370316
320 XL	160	32,00	812,80	1130250320	1130310320	1130370320
322 XL	161	32,20	817,88	1130250322	1130310322	1130370322
330 XL	165	33,00	838,20	1130250330	1130310330	1130370330
340 XL	170	34,00	863,60	1130250340	1130310340	1130370340
344 XL	172	34,40	873,76	1130250344	1130310344	1130370344
*350 XL	175	35,00	889,00	1130250350	1130310350	1130370350
360 XL	180	36,00	914,40	1130250360	1130310360	1130370360
380 XL	190	38,00	965,20	1130250380	1130310380	1130370380
*382 XL	191	38,20	970,28	1130250382	1130310382	1130370382
*388 XL	194	38,80	985,52	1130250388	1130310388	1130370388
390 XL	195	39,00	990,60	1130250390	1130310390	1130370390

* Fornita su richiesta / Supplied on request



CINGHIE DENTATE POSITIVE - ISO 5296

TIMING BELTS - ISO 5296

L

PASSO 3/8" (9,525 mm)



Materiale: Neoprene

descrizione	denti	sviluppo		codice L 050 larghezza 12,70 mm	codice L 075 larghezza 19,05 mm	codice L 100 larghezza 25,40 mm
		pollice	mm			
124 L	33	12,40	314,96	1140500124	1140750124	1141000124
150 L	40	15,00	381,00	1140500150	1140750150	1141000150
173 L	46	17,30	439,42	1140500173	1140750173	1141000173
187 L	50	18,70	474,98	1140500187	1140750187	1141000187
210 L	56	21,00	533,40	1140500210	1140750210	1141000210
225 L	60	22,50	571,50	1140500225	1140750225	1141000225
236 L	63	23,60	599,44	1140500236	1140750236	1141000236
240 L	64	24,00	609,60	1140500240	1140750240	1141000240
244 L	65	24,40	619,76	1140500244	1140750244	1141000244
255 L	68	25,50	647,70	1140500255	1140750255	1141000255
270 L	72	27,00	685,80	1140500270	1140750270	1141000270
285 L	76	28,50	723,90	1140500285	1140750285	1141000285
300 L	80	30,00	762,00	1140500300	1140750300	1141000300
322 L	86	32,20	817,88	1140500322	1140750322	1141000322
345 L	92	34,50	876,30	1140500345	1140750345	1141000345
367 L	98	36,70	932,18	1140500367	1140750367	1141000367
390 L	104	39,00	990,60	1140500390	1140750390	1141000390
405 L	108	40,50	1028,70	1140500405	1140750405	1141000405
420 L	112	42,00	1066,80	1140500420	1140750420	1141000420
450 L	120	45,00	1143,00	1140500450	1140750450	1141000450
*454 L	121	45,40	1153,16	1140500454	1140750454	1141000454
480 L	128	48,00	1219,20	1140500480	1140750480	1141000480
510 L	136	51,00	1295,40	1140500510	1140750510	1141000510
540 L	144	54,00	1371,60	1140500540	1140750540	1141000540
600 L	160	60,00	1524,00	1140500600	1140750600	1141000600
817 L	218	81,70	2075,18	1140500817	1140750817	1141000817

* Fornita su richiesta / Supplied on request



CINGHIE DENTATE POSITIVE - ISO 5296

TIMING BELTS - ISO 5296

H

PASSO 1/2" (12,700 mm)



Materiale: Neoprene

descrizione	denti	sviluppo		codice H 075 largh. 19,50 mm	codice H 100 largh. 25,40 mm	codice H 150 largh. 38,10 mm	codice H 200 largh. 50,80 mm	codice H 300 largh. 76,20 mm
		pollice	mm					
240 H	48	24,00	609,60	1150750240	1151000240	1151500240	1152000240	1153000240
255 H	51	25,50	647,70	1150750255	1151000255	1151500255	1152000255	1153000255
270 H	54	27,00	685,80	1150750270	1151000270	1151500270	1152000270	1153000270
300 H	60	30,00	762,00	1150750300	1151000300	1151500300	1152000300	1153000300
330 H	66	33,00	838,20	1150750330	1151000330	1151500330	1152000330	1153000330
360 H	72	36,00	914,40	1150750360	1151000360	1151500360	1152000360	1153000360
370 H	74	37,00	939,80	1150750370	1151000370	1151500370	1152000370	1153000370
390 H	78	39,00	990,60	1150750390	1151000390	1151500390	1152000390	1153000390
420 H	84	42,00	1066,80	1150750420	1151000420	1151500420	1152000420	1153000420
450 H	90	45,00	1143,00	1150750450	1151000450	1151500450	1152000450	1153000450
480 H	96	48,00	1219,20	1150750480	1151000480	1151500480	1152000480	1153000480
510 H	102	51,00	1295,40	1150750510	1151000510	1151500510	1152000510	1153000510
540 H	108	54,00	1371,60	1150750540	1151000540	1151500540	1152000540	1153000540
570 H	114	57,00	1447,80	1150750570	1151000570	1151500570	1152000570	1153000570
600 H	120	60,00	1524,00	1150750600	1151000600	1151500600	1152000600	1153000600
630 H	126	63,00	1600,20	1150750630	1151000630	1151500630	1152000630	1153000630
660 H	132	66,00	1676,40	1150750660	1151000660	1151500660	1152000660	1153000660
670 H	134	67,00	1701,80	1150750670	1151000670	1151500670	1152000670	1153000670
700 H	140	70,00	1778,00	1150750700	1151000700	1151500700	1152000700	1153000700
730 H	146	73,00	1854,20	1150750730	1151000730	1151500730	1152000730	1153000730
750 H	150	75,00	1905,00	1150750750	1151000750	1151500750	1152000750	1153000750
800 H	160	80,00	2032,00	1150750800	1151000800	1151500800	1152000800	1153000800
850 H	170	85,00	2159,00	1150750850	1151000850	1151500850	1152000850	1153000850
900 H	180	90,00	2286,00	1150750900	1151000900	1151500900	1152000900	1153000900
1000 H	200	100,00	2540,00	1150751000	1151001000	1151501000	1152001000	1153001000
1100 H	220	110,00	2794,00	1150751100	1151001100	1151501100	1152001100	1153001100
1120 H	224	112,00	2844,80	1150751120	1151001120	1151501120	1152001120	1153001120
1140 H	228	114,00	2895,60	1150751140	1151001140	1151501140	1152001140	1153001140
1250 H	250	125,00	3175,00	1150751250	1151001250	1151501250	1152001250	1153001250
1400 H	280	140,00	3556,00	1150751400	1151001400	1151501400	1152001400	1153001400
1700 H	340	170,00	4318,00	1150751700	1151001700	1151501700	1152001700	1153001700




CINGHIE DENTATE POSITIVE - ISO 5296

TIMING BELTS - ISO 5296

XH

PASSO 7/8" (22,225 mm)



Materiale: Neoprene

descrizione	denti	sviluppo		codice XH 200 larghezza 50,80 mm	codice XH 300 larghezza 76,20 mm	codice XH 400 larghezza 101,60 mm
		pollice	mm			
507 XH	58	50,75	1289,05	1162000507	1163000507	1164000507
*534 XH	61	53,40	1356,36	1162000534	1163000534	1164000534
560 XH	64	56,00	1422,40	1162000560	1163000560	1164000560
630 XH	72	63,00	1600,20	1162000630	1163000630	1164000630
700 XH	80	70,00	1778,00	1162000700	1163000700	1164000700
770 XH	88	77,00	1955,80	1162000770	1163000770	1164000770
840 XH	96	84,00	2133,60	1162000840	1163000840	1164000840
980 XH	112	98,00	2489,20	1162000980	1163000980	1164000980
1120 XH	128	112,00	2844,80	1162001120	1163001120	1164001120
1260 XH	144	126,00	3200,40	1162001260	1163001260	1164001260
1400 XH	160	140,00	3556,00	1162001400	1163001400	1164001400
1540 XH	176	154,00	3911,60	1162001540	1163001540	1164001540
1750 XH	200	175,00	4445,00	1162001750	1163001750	1164001750

* Fornita su richiesta / Supplied on request



CINGHIE DENTATE HTD®

HTD® TIMING BELTS

CINGHIE DENTATE PER POTENZE PICCOLE E MEDIE

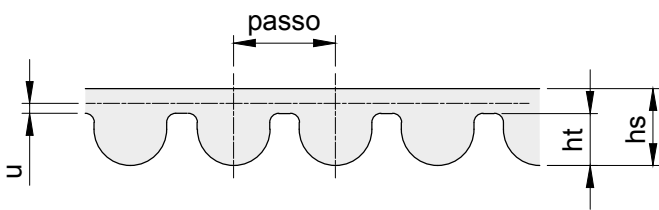

TIMING BELTS FOR LOWER AND MEDIUM POWER RANGE

Proprietà

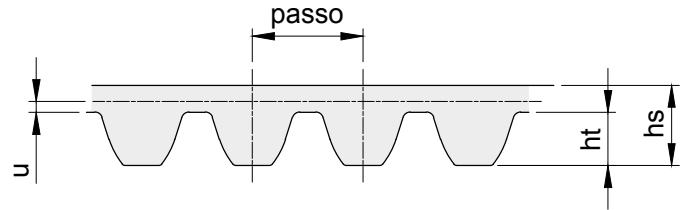
- › Resistenti a temperature comprese tra -20°C e +100°C in funzione dell'applicazione
- › Relativamente resistenti all'olio
- › Resistenti all'ozono
- › Utilizzabili in climi tropicali
- › Resistenti all'invecchiamento
- › Idonee per lavorare anche sulla parte esterna con galoppino
- › Non necessitano di manutenzione

Properties

- › Temperature range from -20 °C to +100 °C depending on application
- › Conditionally resistant to oil
- › Ozone-resistant
- › Suitable for tropical climates
- › Resistant to aging
- › Suitable for reverse flexing/reverse tensioning idlers
- › Maintenance-free



HTD



STD



DIMENSIONI CINGHIA

DIMENSIONS OF BELT


descrizione	passo mm	hs mm	ht mm	u mm
HTD 3M	3	2,40	1,20	0,380
HTD 5M	5	3,60	2,10	0,570
HTD 8M	8	5,60	3,40	0,686
HTD 14M	14	10,00	6,00	1,395
STD 8M	8	5,20	3,00	0,686



CINGHIE DENTATE HTD®

HTD® TIMING BELTS

HTD 3M
PASSO 3 mm



Materiale: Neoprene


descrizione	denti	sviluppo mm	codice HTD 3 larghezza 6 mm	codice HTD 3 larghezza 9 mm	codice HTD 3 larghezza 15 mm
111 3M	37	111	1400060111	1400090111	1400150111
*117 3M	39	117	1400060117	1400090117	1400150117
129 3M	43	129	1400060129	1400090129	1400150129
141 3M	47	141	1400060141	1400090141	1400150141
144 3M	48	144	1400060144	1400090144	1400150144
150 3M	50	150	1400060150	1400090150	1400150150
*156 3M	52	156	1400060156	1400090156	1400150156
159 3M	53	159	1400060159	1400090159	1400150159
165 3M	55	165	1400060165	1400090165	1400150165
168 3M	56	168	1400060168	1400090168	1400150168
174 3M	58	174	1400060174	1400090174	1400150174
177 3M	59	177	1400060177	1400090177	1400150177
180 3M	60	180	1400060180	1400090180	1400150180
186 3M	62	186	1400060186	1400090186	1400150186
*192 3M	64	192	1400060192	1400090192	1400150192
195 3M	65	195	1400060195	1400090195	1400150195
201 3M	67	201	1400060201	1400090201	1400150201
204 3M	68	204	1400060204	1400090204	1400150204
210 3M	70	210	1400060210	1400090210	1400150210
213 3M	71	213	1400060213	1400090213	1400150213
216 3M	72	216	1400060216	1400090216	1400150216
225 3M	75	225	1400060225	1400090225	1400150225
240 3M	80	240	1400060240	1400090240	1400150240
246 3M	82	246	1400060246	1400090246	1400150246
252 3M	84	252	1400060252	1400090252	1400150252
255 3M	85	255	1400060255	1400090255	1400150255
267 3M	89	267	1400060267	1400090267	1400150267
276 3M	92	276	1400060276	1400090276	1400150276
282 3M	94	282	1400060282	1400090282	1400150282
285 3M	95	285	1400060285	1400090285	1400150285
288 3M	96	288	1400060288	1400090288	1400150288
291 3M	97	291	1400060291	1400090291	1400150291
294 3M	98	294	1400060294	1400090294	1400150294
300 3M	100	300	1400060300	1400090300	1400150300
312 3M	104	312	1400060312	1400090312	1400150312
318 3M	106	318	1400060318	1400090318	1400150318
330 3M	110	330	1400060330	1400090330	1400150330
333 3M	111	333	1400060333	1400090333	1400150333
336 3M	112	336	1400060336	1400090336	1400150336
339 3M	113	339	1400060339	1400090339	1400150339
357 3M	119	357	1400060357	1400090356	1400150357



CINGHIE DENTATE HTD®

HTD® TIMING BELTS

HTD 3M
PASSO 3 mm



Materiale: Neoprene

descrizione	denti	sviluppo mm	codice HTD 3 larghezza 6 mm	codice HTD 3 larghezza 9 mm	codice HTD 3 larghezza 15 mm
363 3M	121	363	1400060363	1400090363	1400150363
384 3M	128	384	1400060384	1400090384	1400150384
390 3M	130	390	1400060390	1400090390	1400150390
*393 3M	131	393	1400060393	1400090393	1400150393
420 3M	140	420	1400060420	1400090420	1400150420
*435 3M	145	435	1400060435	1400090435	1400150435
447 3M	149	447	1400060447	1400090447	1400150447
462 3M	154	462	1400060462	1400090462	1400150462
474 3M	158	474	1400060474	1400090474	1400150474
*477 3M	159	477	1400060477	1400090477	1400150477
480 3M	160	480	1400060480	1400090480	1400150480
486 3M	162	486	1400060486	1400090486	1400150486
*489 3M	163	489	1400060489	1400090489	1400150489
*495 3M	165	495	1400060495	1400090495	1400150495
501 3M	167	501	1400060501	1400090501	1400150501
513 3M	171	513	1400060513	1400090513	1400150513
522 3M	174	522	1400060522	1400090522	1400150522
525 3M	175	525	1400060525	1400090525	1400150525
537 3M	179	537	1400060537	1400090537	1400150537
564 3M	188	564	1400060564	1400090564	1400150564
570 3M	190	570	1400060570	1400090570	1400150570
597 3M	199	597	1400060597	1400090597	1400150597
600 3M	200	600	1400060600	1400090600	1400150600
606 3M	202	606	1400060606	1400090606	1400150606
*612 3M	204	612	1400060612	1400090612	1400150612
633 3M	211	633	1400060633	1400090633	1400150633
669 3M	223	669	1400060669	1400090669	1400150669
708 3M	236	708	1400060708	1400090708	1400150708
711 3M	237	711	1400060711	1400090711	1400150711
738 3M	246	738	1400060738	1400090738	1400150738
753 3M	251	753	1400060753	1400090753	1400150753
804 3M	268	804	1400060804	1400090804	1400150804
822 3M	274	822	1400060822	1400090822	1400150822
843 3M	281	843	1400060843	1400090843	1400150843
882 3M	294	882	1400060882	1400090882	1400150882
945 3M	315	945	1400060945	1400090945	1400150945
*960 3M	320	960	1400060960	1400090960	1400150960
*1002 3M	334	1002	1400061002	1400091002	1400151002
1041 3M	347	1041	1400061041	1400091041	1400151041
1068 3M	356	1068	1400061068	1400091068	1400151068
1071 3M	357	1071	1400061071	1400091071	1400151071


* Fornita su richiesta / Supplied on request



CINGHIE DENTATE HTD®

HTD® TIMING BELTS

HTD 5M
PASSO 5 mm



Materiale: Neoprene

descrizione	denti	sviluppo mm	codice HTD 5 larghezza 9 mm	codice HTD 5 larghezza 15 mm	codice HTD 5 larghezza 25 mm
225 5M	45	225	1410090225	1410150225	1410250225
265 5M	53	265	1410090265	1410150265	1410250265
275 5M	55	275	1410090275	1410150275	1410250275
295 5M	59	295	1410090295	1410150295	1410250295
300 5M	60	300	1410090300	1410150300	1410250300
◇ 305 5M	61	305	1410090305	1410150305	1410250305
325 5M	65	325	1410090325	1410150325	1410250325
330 5M	66	330	1410090330	1410150330	1410250330
350 5M	70	350	1410090350	1410150350	1410250350
375 5M	75	375	1410090375	1410150375	1410250375
385 5M	77	385	1410090385	1410150385	1410250385
400 5M	80	400	1410090400	1410150400	1410250400
420 5M	84	420	1410090420	1410150420	1410250420
425 5M	85	425	1410090425	1410150425	1410250425
450 5M	90	450	1410090450	1410150450	1410250450
460 5M	92	460	1410090460	1410150460	1410250460
475 5M	95	475	1410090475	1410150475	1410250475
500 5M	100	500	1410090500	1410150500	1410250500
525 5M	105	525	1410090525	1410150525	1410250525
535 5M	107	535	1410090535	1410150535	1410250535
550 5M	110	550	1410090550	1410150550	1410250550
565 5M	113	565	1410090565	1410150565	1410250565
575 5M	115	575	1410090575	1410150575	1410250575
◇ 580 5M	116	580	1410090580	1410150580	1410250580
600 5M	120	600	1410090600	1410150600	1410250600
615 5M	123	615	1410090615	1410150615	1410250615
620 5M	124	620	1410090620	1410150620	1410250620
630 5M	126	630	1410090630	1410150630	1410250630
635 5M	127	635	1410090635	1410150635	1410250635
665 5M	133	665	1410090665	1410150665	1410250665
670 5M	134	670	1410090670	1410150670	1410250670
700 5M	140	700	1410090700	1410150700	1410250700
710 5M	142	710	1410090710	1410150710	1410250710
740 5M	148	740	1410090740	1410150740	1410250740
750 5M	150	750	1410090750	1410150750	1410250750
755 5M	151	755	1410090755	1410150755	1410250755
800 5M	160	800	1410090800	1410150800	1410250800
835 5M	167	835	1410090835	1410150835	1410250835
*840 5M	168	840	1410090840	1410150840	1410250840
850 5M	170	850	1410090850	1410150850	1410250850
860 5M	172	860	1410090860	1410150860	1410250860


* Fornita su richiesta / Supplied on request ◇ Articolo ad esaurimento / Item till sold out



CINGHIE DENTATE HTD®

HTD® TIMING BELTS

HTD 5M
PASSO 5 mm



Materiale: Neoprene

descrizione	denti	sviluppo mm	codice HTD 5 larghezza 9 mm	codice HTD 5 larghezza 15 mm	codice HTD 5 larghezza 25 mm
890 5M	178	890	1410090890	1410150890	1410250890
900 5M	180	900	1410090900	1410150900	1410250900
925 5M	185	925	1410090925	1410150925	1410250925
940 5M	188	940	1410090940	1410150940	1410250940
950 5M	190	950	1410090950	1410150950	1410250950
1000 5M	200	1000	1410091000	1410151000	1410251000
1050 5M	210	1050	1410091050	1410151050	1410251050
1125 5M	225	1125	1410091125	1410151125	1410251125
◇ 1195 5M	239	1195	1410091195	1410151195	1410251195
1200 5M	240	1200	1410091200	1410151200	1410251200
1270 5M	254	1270	1410091270	1410151270	1410251270
1300 5M	260	1300	1410091300	1410151300	1410251300
1350 5M	270	1350	1410091350	1410151350	1410251350
1420 5M	284	1420	1410091420	1410151420	1410251420
1500 5M	300	1500	1410091500	1410151500	1410251500
1595 5M	319	1595	1410091595	1410151595	1410251595
1690 5M	338	1690	1410091690	1410151690	1410251690
◇ 1790 5M	358	1790	1410091790	1410151790	1410251790
1800 5M	360	1800	1410091800	1410151800	1410251800
◇ 1895 5M	379	1895	1410091895	1410151895	1410251895
2000 5M	400	2000	1410092000	1410152000	1410252000
2525 5M	505	2525	1410092525	1410152525	1410252525




CINGHIE DENTATE HTD®

HTD® TIMING BELTS

HTD 8M

PASSO 8 mm



Materiale: Neoprene

descrizione	denti	sviluppo mm	codice HTD 8 larghezza 20 mm	codice HTD 8 larghezza 30 mm	codice HTD 8 larghezza 50 mm	codice HTD 8 larghezza 85 mm
288 8M	36	288	1420200288	1420300288	1420500288	1420850288
*304 8M	38	304	1420200304	1420300304	1420500304	1420850304
352 8M	44	352	1420200352	1420300352	1420500352	1420850352
376 8M	47	376	1420200376	1420300376	1420500376	1420850376
400 8M	50	400	1420200400	1420300400	1420500400	1420850400
416 8M	52	416	1420200416	1420300416	1420500416	1420850416
424 8M	53	424	1420200424	1420300424	1420500424	1420850424
472 8M	59	472	1420200472	1420300472	1420500472	1420850472
480 8M	60	480	1420200480	1420300480	1420500480	1420850480
512 8M	64	512	1420200512	1420300512	1420500512	1420850512
520 8M	65	520	1420200520	1420300520	1420500520	1420850520
536 8M	67	536	1420200536	1420300536	1420500536	1420850536
560 8M	70	560	1420200560	1420300560	1420500560	1420850560
576 8M	72	576	1420200576	1420300576	1420500576	1420850576
600 8M	75	600	1420200600	1420300600	1420500600	1420850600
624 8M	78	624	1420200624	1420300624	1420500624	1420850624
632 8M	79	632	1420200632	1420300632	1420500632	1420850632
640 8M	80	640	1420200640	1420300640	1420500640	1420850640
656 8M	82	656	1420200656	1420300656	1420500656	1420850656
688 8M	86	688	1420200688	1420300688	1420500688	1420850688
720 8M	90	720	1420200720	1420300720	1420500720	1420850720
760 8M	95	760	1420200760	1420300760	1420500760	1420850760
776 8M	97	776	1420200776	1420300776	1420500776	1420850776
784 8M	98	784	1420200784	1420300784	1420500784	1420850784
800 8M	100	800	1420200800	1420300800	1420500800	1420850800
880 8M	110	880	1420200880	1420300880	1420500880	1420850880
912 8M	114	912	1420200912	1420300912	1420500912	1420850912
920 8M	115	920	1420200920	1420300920	1420500920	1420850920
960 8M	120	960	1420200960	1420300960	1420500960	1420850960
1000 8M	125	1000	1420201000	1420301000	1420501000	1420851000
1016 8M	127	1016	1420201016	1420301016	1420501016	1420851016
1040 8M	130	1040	1420201040	1420301040	1420501040	1420851040
1064 8M	133	1064	1420201064	1420301064	1420501064	1420851064
1080 8M	135	1080	1420201080	1420301080	1420501080	1420851080
1120 8M	140	1120	1420201120	1420301120	1420501120	1420851120
1152 8M	144	1152	1420201152	1420301152	1420501152	1420851152
1160 8M	145	1160	1420201160	1420301160	1420501160	1420851160
1172 8M	147	1172	1420201172	1420301176	1420501176	1420851176
1200 8M	150	1200	1420201200	1420301200	1420501200	1420851200
1224 8M	153	1224	1420201224	1420301224	1420501224	1420851224
1256 8M	157	1256	1420201256	1420301256	1420501256	1420851256


* Fornita su richiesta / Supplied on request



CINGHIE DENTATE HTD®

HTD® TIMING BELTS

HTD 8M
PASSO 8 mm



Materiale: Neoprene

descrizione	denti	sviluppo mm	codice HTD 8 larghezza 20 mm	codice HTD 8 larghezza 30 mm	codice HTD 8 larghezza 50 mm	codice HTD 8 larghezza 85 mm
1280 8M	160	1280	1420201280	1420301280	1420501280	1420851280
1304 8M	163	1304	1420201304	1420301304	1420501304	1420851304
1328 8M	166	1328	1420201328	1420301328	1420501328	1420851328
1360 8M	170	1360	1420201360	1420301360	1420501360	1420851360
1392 8M	174	1392	1420201392	1420301392	1420501392	1420851392
1424 8M	178	1424	1420201424	1420301424	1420501424	1420851424
1440 8M	180	1440	1420201440	1420301440	1420501440	1420851440
1520 8M	190	1520	1420201520	1420301520	1420501520	1420851520
1552 8M	194	1552	1420201552	1420301552	1420501552	1420851552
1600 8M	200	1600	1420201600	1420301600	1420501600	1420851600
1696 8M	212	1696	1420201696	1420301696	1420501696	1420851696
1760 8M	220	1760	1420201760	1420301760	1420501760	1420851760
1800 8M	225	1800	1420201800	1420301800	1420501800	1420851800
2000 8M	250	2000	1420202000	1420302000	1420502000	1420852000
2240 8M	280	2240	1420202240	1420302240	1420502240	1420852240
2248 8M	281	2248	1420202248	1420302248	1420502248	1420852248
2400 8M	300	2400	1420202400	1420302400	1420502400	1420852400
2600 8M	325	2600	1420202600	1420302600	1420502600	1420852600
2800 8M	350	2800	1420202800	1420302800	1420502800	1420852800
3008 8M	376	3008	1420203008	1420303008	1420503008	1420853008
3048 8M	381	3048	1420203048	1420303048	1420503048	1420853048
3280 8M	410	3280	1420203280	1420303280	1420503280	1420853280
*3408 8M	426	3408	1420203408	1420303408	1420503408	1420853408
3600 8M	450	3600	1420203600	1420303600	1420503600	1420853600
3808 8M	476	3808	1420203808	1420303808	1420503808	1420853808
4400 8M	550	4400	1420204400	1420304400	1420504400	1420854400



CINGHIE DENTATE HTD®

HTD® TIMING BELTS

HTD 14M
PASSO 14 mm



Materiale: Neoprene

descrizione	denti	sviluppo mm	codice HTD 14 larghezza 40 mm	codice HTD 14 larghezza 55 mm	codice HTD 14 larghezza 85 mm	codice HTD 14 larghezza 115 mm	codice HTD 14 larghezza 170 mm
966 14M	69	966	1430400966	1430550966	1430850966	1431150966	1431700966
◇ 1092 14M	78	1092	1430401092	1430551092	1430851092	1431151092	1431701092
1190 14M	85	1190	1430401190	1430551190	1430851190	1431151190	1431701190
1400 14M	100	1400	1430401400	1430551400	1430851400	1431151400	1431701400
◇ 1442 14M	103	1442	1430401442	1430551442	1430851442	1431151442	1431701442
1610 14M	115	1610	1430401610	1430551610	1430851610	1431151610	1431701610
◇ 1764 14M	126	1764	1430401764	1430551764	1430851764	1431151764	1431701764
1778 14M	127	1778	1430401778	1430551778	1430851778	1431151778	1431701778
1890 14M	135	1890	1430401890	1430551890	1430851890	1431151890	1431701890
2100 14M	150	2100	1430402100	1430552100	1430852100	1431152100	1431702100
2310 14M	165	2310	1430402310	1430552310	1430852310	1431152310	1431702310
2450 14M	175	2450	1430402450	1430552450	1430852450	1431152450	1431702450
2590 14M	185	2590	1430402590	1430552590	1430852590	1431152590	1431702590
2800 14M	200	2800	1430402800	1430552800	1430852800	1431152800	1431702800
3150 14M	225	3150	1430403150	1430553150	1430853150	1431153150	1431703150
3360 14M	240	3360	1430403360	1430553360	1430853360	1431153360	1431703360
3500 14M	250	3500	1430403500	1430553500	1430853500	1431153500	1431703500
3850 14M	275	3850	1430403850	1430553850	1430853850	1431153850	1431703850
4326 14M	309	4326	1430404326	1430554326	1430854326	1431154326	1431704326
4578 14M	327	4578	1430404578	1430554578	1430854578	1431154578	1431704578




CINGHIE DENTATE HTD®

HTD® TIMING BELTS

STD 8M

PASSO 8 mm



Materiale: Neoprene

descrizione	denti	sviluppo mm	codice STD 8 larghezza 20 mm	codice STD 8 larghezza 30 mm	codice STD 8 larghezza 50 mm	codice STD 8 larghezza 85 mm
440 S8M	55	440	1440200440	1440300440	1440500440	1440850440
600 S8M	75	600	1440200600	1440300600	1440500600	1440850600
712 S8M	89	712	1440200712	1440300712	1440500712	1440850712
720 S8M	90	720	1440200720	1440300720	1440500720	1440850720
728 S8M	91	728	1440200728	1440300728	1440500728	1440850728
848 S8M	106	848	1440200848	1440300848	1440500848	1440850848
880 S8M	110	880	1440200880	1440300880	1440500880	1440850880
944 S8M	118	944	1440200944	1440300944	1440500944	1440850944
1056 S8M	132	1056	1440201056	1440301056	1440501056	1440851056
1072 S8M	134	1072	1440201072	1440301072	1440501072	1440851072
1120 S8M	140	1120	1440201120	1440301120	1440501120	1440851120
1216 S8M	152	1216	1440201216	1440301216	1440501216	1440851216
1440 S8M	180	1440	1440201440	1440301440	1440501440	1440851440
1600 S8M	200	1600	1440201600	1440301600	1440501600	1440851600
1624 S8M	203	1624	1440201624	1440301624	1440501624	1440851624
1800 S8M	225	1800	1440201800	1440301800	1440501800	1440851800
2240 S8M	280	2240	1440202240	1440302240	1440502240	1440852240
2848 S8M	356	2848	1440202848	1440302848	1440502848	1440852848




CINGHIE DENTATE "HP/CXP" PER ALTE PRESTAZIONI

"HP/CXP" TIMING BELTS FOR HIGH PERFORMANCE

CINGHIE DENTATE AD ALTA EFFICIENZA PER GRANDI POTENZE ED ALTE VELOCITÀ
HEAVY-DUTY TIMING BELTS FOR HIGH POWER TRANSMISSION AT HIGH SPEEDS

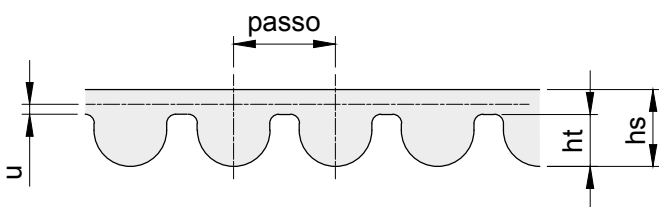
Proprietà

- › Resistenti a temperature comprese tra -20°C e +100°C in funzione dell'applicazione
- › Elettricamente conduttrici a norma ISO 9563
- › Relativamente resistenti all'olio
- › Resistenti all'ozono
- › Utilizzabili in climi tropicali
- › Resistenti all'invecchiamento
- › Idonee per lavorare anche sulla parte esterna con galoppino
- › Non necessitano di manutenzione

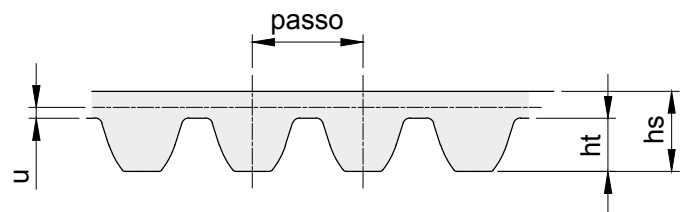


Properties

- › Temperature range from -20 °C to +100 °C depending on application
- › Electrically conductive in accordance with ISO 9563
- › Conditionally resistant to oil
- › Ozone-resistant
- › Suitable for tropical climates
- › Resistant to aging
- › Suitable for reverse flexing/reverse tensioning idlers
- › Maintenance-free



HTD



STD



DIMENSIONI CINGHIA

DIMENSIONS OF BELT

descrizione	passo mm	hs mm	ht mm	u mm
HTD 3M	3	2,40	1,20	0,380
HTD 5M	5	3,60	2,10	0,570
HTD 8M	8	5,60	3,40	0,686
HTD 14M	14	10,00	6,00	1,395
STD 8M	8	5,20	3,00	0,686




CINGHIE DENTATE "HP/CXP" PER ALTE PRESTAZIONI

"HP/CXP" TIMING BELTS FOR HIGH PERFORMANCE

HTD 3M HP/CXP

PASSO 3 mm



Materiale: Neoprene

descrizione	denti	sviluppo mm	codice HTD 3M HP/CXP larghezza 6 mm	codice HTD 3M HP/CXP larghezza 9 mm	codice HTD 3M HP/CXP larghezza 15 mm
168 3M HP/CXP	56	168	HP1400060168	HP1400090168	HP1400150168
180 3M HP/CXP	60	180	HP1400060180	HP1400090180	HP1400150180
201 3M HP/CXP	67	201	HP1400060201	HP1400090201	HP1400150201
204 3M HP/CXP	68	204	HP1400060204	HP1400090204	HP1400150204
*210 3M HP/CXP	70	210	HP1400060210	HP1400090210	HP1400150210
213 3M HP/CXP	71	213	HP1400060213	HP1400090213	HP1400150213
216 3M HP/CXP	72	216	HP1400060216	HP1400090216	HP1400150216
225 3M HP/CXP	75	225	HP1400060225	HP1400090225	HP1400150225
234 3M HP/CXP	78	234	HP1400060234	HP1400090234	HP1400150234
240 3M HP/CXP	80	240	HP1400060240	HP1400090240	HP1400150240
246 3M HP/CXP	82	246	HP1400060246	HP1400090246	HP1400150246
252 3M HP/CXP	84	252	HP1400060252	HP1400090252	HP1400150252
255 3M HP/CXP	85	255	HP1400060255	HP1400090255	HP1400150255
267 3M HP/CXP	89	267	HP1400060267	HP1400090267	HP1400150267
285 3M HP/CXP	95	285	HP1400060285	HP1400090285	HP1400150285
300 3M HP/CXP	100	300	HP1400060300	HP1400090300	HP1400150300
*330 3M HP/CXP	110	330	HP1400060330	HP1400090330	HP1400150330
336 3M HP/CXP	112	336	HP1400060336	HP1400090336	HP1400150336
339 3M HP/CXP	113	339	HP1400060339	HP1400090339	HP1400150339
363 3M HP/CXP	121	363	HP1400060363	HP1400090363	HP1400150363
384 3M HP/CXP	128	384	HP1400060384	HP1400090384	HP1400150384
390 3M HP/CXP	130	390	HP1400060390	HP1400090390	HP1400150390
420 3M HP/CXP	140	420	HP1400060420	HP1400090420	HP1400150420
447 3M HP/CXP	149	447	HP1400060447	HP1400090447	HP1400150447
474 3M HP/CXP	158	474	HP1400060474	HP1400090474	HP1400150474
480 3M HP/CXP	160	480	HP1400060480	HP1400090480	HP1400150480
495 3M HP/CXP	165	495	HP1400060495	HP1400090495	HP1400150495
501 3M HP/CXP	167	501	HP1400060501	HP1400090501	HP1400150501
513 3M HP/CXP	171	513	HP1400060513	HP1400090513	HP1400150513
537 3M HP/CXP	179	537	HP1400060537	HP1400090537	HP1400150537
570 3M HP/CXP	190	570	HP1400060570	HP1400090570	HP1400150570
597 3M HP/CXP	199	597	HP1400060597	HP1400090597	HP1400150597
600 3M HP/CXP	200	600	HP1400060600	HP1400090600	HP1400150600
633 3M HP/CXP	211	633	HP1400060633	HP1400090633	HP1400150633
669 3M HP/CXP	223	669	HP1400060669	HP1400090669	HP1400150669
711 3M HP/CXP	237	711	HP1400060711	HP1400090711	HP1400150711
822 3M HP/CXP	274	822	HP1400060822	HP1400090822	HP1400150822
843 3M HP/CXP	281	843	HP1400060843	HP1400090843	HP1400150843
882 3M HP/CXP	294	882	HP1400060882	HP1400090882	HP1400150882
945 3M HP/CXP	315	945	HP1400060945	HP1400090945	HP1400150945




CINGHIE DENTATE "HP/CXP" PER ALTE PRESTAZIONI

"HP/CXP" TIMING BELTS FOR HIGH PERFORMANCE

HTD 5M HP/CXP

PASSO 5 mm



Materiale: Neoprene

descrizione	dentì	sviluppo mm	codice HTD 5M HP/CXP larghezza 9 mm	codice HTD 5M HP/CXP larghezza 15 mm	codice HTD 5M HP/CXP larghezza 25 mm
180 5M HP/CXP	36	180	HP1410090180	HP1410150180	HP1410250180
225 5M HP/CXP	45	225	HP1410090225	HP1410150225	HP1410250225
235 5M HP/CXP	47	235	HP1410090235	HP1410150235	HP1410250235
265 5M HP/CXP	53	265	HP1410090265	HP1410150265	HP1410250265
275 5M HP/CXP	55	275	HP1410090275	HP1410150275	HP1410250275
295 5M HP/CXP	59	295	HP1410090295	HP1410150295	HP1410250295
300 5M HP/CXP	60	300	HP1410090300	HP1410150300	HP1410250300
325 5M HP/CXP	65	325	HP1410090325	HP1410150325	HP1410250325
330 5M HP/CXP	66	330	HP1410090330	HP1410150330	HP1410250330
340 5M HP/CXP	68	340	HP1410090340	HP1410150340	HP1410250340
350 5M HP/CXP	70	350	HP1410090350	HP1410150350	HP1410250350
375 5M HP/CXP	75	375	HP1410090375	HP1410150375	HP1410250375
*385 5M HP/CXP	77	385	HP1410090385	HP1410150385	HP1410250385
390 5M HP/CXP	78	390	HP1410090390	HP1410150390	HP1410250390
400 5M HP/CXP	80	400	HP1410090400	HP1410150400	HP1410250400
405 5M HP/CXP	81	405	HP1410090405	HP1410150405	HP1410250405
415 5M HP/CXP	83	415	HP1410090415	HP1410150415	HP1410250415
425 5M HP/CXP	85	425	HP1410090425	HP1410150425	HP1410250425
450 5M HP/CXP	90	450	HP1410090450	HP1410150450	HP1410250450
460 5M HP/CXP	92	460	HP1410090460	HP1410150460	HP1410250460
475 5M HP/CXP	95	475	HP1410090475	HP1410150475	HP1410250475
490 5M HP/CXP	98	490	HP1410090490	HP1410150490	HP1410250490
500 5M HP/CXP	100	500	HP1410090500	HP1410150500	HP1410250500
520 5M HP/CXP	104	520	HP1410090520	HP1410150520	HP1410250520
525 5M HP/CXP	105	525	HP1410090525	HP1410150525	HP1410250525
535 5M HP/CXP	107	535	HP1410090535	HP1410150535	HP1410250535
550 5M HP/CXP	110	550	HP1410090550	HP1410150550	HP1410250550
565 5M HP/CXP	113	565	HP1410090565	HP1410150565	HP1410250565
600 5M HP/CXP	120	600	HP1410090600	HP1410150600	HP1410250600
615 5M HP/CXP	123	615	HP1410090615	HP1410150615	HP1410250615
620 5M HP/CXP	124	620	HP1410090620	HP1410150620	HP1410250620
630 5M HP/CXP	126	630	HP1410090630	HP1410150630	HP1410250630
635 5M HP/CXP	127	635	HP1410090635	HP1410150635	HP1410250635
650 5M HP/CXP	130	650	HP1410090650	HP1410150650	HP1410250650
665 5M HP/CXP	133	665	HP1410090665	HP1410150665	HP1410250665
700 5M HP/CXP	140	700	HP1410090700	HP1410150700	HP1410250700
710 5M HP/CXP	142	710	HP1410090710	HP1410150710	HP1410250710
740 5M HP/CXP	148	740	HP1410090740	HP1410150740	HP1410250740
750 5M HP/CXP	150	750	HP1410090750	HP1410150750	HP1410250750
755 5M HP/CXP	151	755	HP1410090755	HP1410150755	HP1410250755
775 5M HP/CXP	155	775	HP1410090775	HP1410150775	HP1410250775

* Fornita su richiesta / Supplied on request




CINGHIE DENTATE "HP/CXP" PER ALTE PRESTAZIONI

"HP/CXP" TIMING BELTS FOR HIGH PERFORMANCE

HTD 5M HP/CXP

PASSO 5 mm



Materiale: Neoprene

descrizione	denti	sviluppo mm	codice HTD 5M HP/CXP larghezza 9 mm	codice HTD 5M HP/CXP larghezza 15 mm	codice HTD 5M HP/CXP larghezza 25 mm
800 5M HP/CXP	160	800	HP1410090800	HP1410150800	HP1410250800
835 5M HP/CXP	167	835	HP1410090835	HP1410150835	HP1410250835
840 5M HP/CXP	168	840	HP1410090840	HP1410150840	HP1410250840
850 5M HP/CXP	170	850	HP1410090850	HP1410150850	HP1410250850
860 5M HP/CXP	172	860	HP1410090860	HP1410150860	HP1410250860
890 5M HP/CXP	178	890	HP1410090890	HP1410150890	HP1410250890
900 5M HP/CXP	180	900	HP1410090900	HP1410150900	HP1410250900
925 5M HP/CXP	185	925	HP1410090925	HP1410150925	HP1410250925
950 5M HP/CXP	190	950	HP1410090950	HP1410150950	HP1410250950
1000 5M HP/CXP	200	1000	HP1410091000	HP1410151000	HP1410251000
1050 5M HP/CXP	210	1050	HP1410091050	HP1410151050	HP1410251050
1125 5M HP/CXP	225	1125	HP1410091125	HP1410151125	HP1410251125
1135 5M HP/CXP	227	1135	HP1410091135	HP1410151135	HP1410251135
1200 5M HP/CXP	240	1200	HP1410091200	HP1410151200	HP1410251200
1270 5M HP/CXP	254	1270	HP1410091270	HP1410151270	HP1410251270
1420 5M HP/CXP	284	1420	HP1410091420	HP1410151420	HP1410251420
1500 5M HP/CXP	300	1500	HP1410091500	HP1410151500	HP1410251500
1690 5M HP/CXP	338	1690	HP1410091690	HP1410151690	HP1410251690
2000 5M HP/CXP	400	2000	HP1410092000	HP1410152000	HP1410252000
2110 5M HP/CXP	422	2110	HP1410092110	HP1410152110	HP1410252110




CINGHIE DENTATE "HP/CXP" PER ALTE PRESTAZIONI

"HP/CXP" TIMING BELTS FOR HIGH PERFORMANCE

HTD 8M HP/CXP

PASSO 8 mm



Materiale: Neoprene

descrizione	denti	sviluppo mm	cod. HTD 8M HP/CXP larghezza 20 mm	cod. HTD 8M HP/CXP larghezza 30 mm	cod. HTD 8M HP/CXP larghezza 50 mm	cod. HTD 8M HP/CXP larghezza 85 mm
288 8M HP/CXP	36	288	HP1420200288	HP1420300288	HP1420500288	HP1420850288
304 8M HP/CXP	38	304	HP1420200304	HP1420300304	HP1420500304	HP1420850304
352 8M HP/CXP	44	352	HP1420200352	HP1420300352	HP1420500352	HP1420850352
376 8M HP/CXP	47	376	HP1420200376	HP1420300376	HP1420500376	HP1420850376
384 8M HP/CXP	48	384	HP1420200384	HP1420300384	HP1420500384	HP1420850384
400 8M HP/CXP	50	400	HP1420200400	HP1420300400	HP1420500400	HP1420850400
416 8M HP/CXP	52	416	HP1420200416	HP1420300416	HP1420500416	HP1420850416
424 8M HP/CXP	53	424	HP1420200424	HP1420300424	HP1420500424	HP1420850424
480 8M HP/CXP	60	480	HP1420200480	HP1420300480	HP1420500480	HP1420850480
560 8M HP/CXP	70	560	HP1420200560	HP1420300560	HP1420500560	HP1420850560
600 8M HP/CXP	75	600	HP1420200600	HP1420300600	HP1420500600	HP1420850600
624 8M HP/CXP	78	624	HP1420200624	HP1420300624	HP1420500624	HP1420850624
640 8M HP/CXP	80	640	HP1420200640	HP1420300640	HP1420500640	HP1420850640
656 8M HP/CXP	82	656	HP1420200656	HP1420300656	HP1420500656	HP1420850656
720 8M HP/CXP	90	720	HP1420200720	HP1420300720	HP1420500720	HP1420850720
776 8M HP/CXP	97	776	HP1420200776	HP1420300776	HP1420500776	HP1420850776
784 8M HP/CXP	98	784	HP1420200784	HP1420300784	HP1420500784	HP1420850784
800 8M HP/CXP	100	800	HP1420200800	HP1420300800	HP1420500800	HP1420850800
840 8M HP/CXP	105	840	HP1420200840	HP1420300840	HP1420500840	HP1420850840
880 8M HP/CXP	110	880	HP1420200880	HP1420300880	HP1420500880	HP1420850880
912 8M HP/CXP	114	912	HP1420200912	HP1420300912	HP1420500912	HP1420850912
920 8M HP/CXP	115	920	HP1420200920	HP1420300920	HP1420500920	HP1420850920
960 8M HP/CXP	120	960	HP1420200960	HP1420300960	HP1420500960	HP1420850960
1040 8M HP/CXP	130	1040	HP1420201040	HP1420301040	HP1420501040	HP1420851040
1064 8M HP/CXP	133	1064	HP1420201064	HP1420301064	HP1420501064	HP1420851064
1080 8M HP/CXP	135	1080	HP1420201080	HP1420301080	HP1420501080	HP1420851080
1120 8M HP/CXP	140	1120	HP1420201120	HP1420301120	HP1420501120	HP1420851120
1160 8M HP/CXP	145	1160	HP1420201160	HP1420301160	HP1420501160	HP1420851160
1200 8M HP/CXP	150	1200	HP1420201200	HP1420301200	HP1420501200	HP1420851200
1280 8M HP/CXP	160	1280	HP1420201280	HP1420301280	HP1420501280	HP1420851280
1304 8M HP/CXP	163	1304	HP1420201304	HP1420301304	HP1420501304	HP1420851304
1328 8M HP/CXP	166	1328	HP1420201328	HP1420301328	HP1420501328	HP1420851328
1360 8M HP/CXP	170	1360	HP1420201360	HP1420301360	HP1420501360	HP1420851360
1392 8M HP/CXP	174	1392	HP1420201392	HP1420301392	HP1420501392	HP1420851392
1424 8M HP/CXP	178	1424	HP1420201424	HP1420301424	HP1420501424	HP1420851424
1440 8M HP/CXP	180	1440	HP1420201440	HP1420301440	HP1420501440	HP1420851440
1456 8M HP/CXP	182	1456	HP1420201456	HP1420301456	HP1420501456	HP1420851456
1520 8M HP/CXP	190	1520	HP1420201520	HP1420301520	HP1420501520	HP1420851520
1584 8M HP/CXP	198	1584	HP1420201584	HP1420301584	HP1420501584	HP1420851584
1600 8M HP/CXP	200	1600	HP1420201600	HP1420301600	HP1420501600	HP1420851600
1760 8M HP/CXP	220	1760	HP1420201760	HP1420301760	HP1420501760	HP1420851760




CINGHIE DENTATE "HP/CXP" PER ALTE PRESTAZIONI

"HP/CXP" TIMING BELTS FOR HIGH PERFORMANCE

HTD 8M HP/CXP

PASSO 8 mm



Materiale: Neoprene

descrizione	denti	sviluppo mm	cod. HTD 8M HP/CXP larghezza 20 mm	cod. HTD 8M HP/CXP larghezza 30 mm	cod. HTD 8M HP/CXP larghezza 50 mm	cod. HTD 8M HP/CXP larghezza 85 mm
1800 8M HP/CXP	225	1800	HP1420201800	HP1420301800	HP1420501800	HP1420851800
2000 8M HP/CXP	250	2000	HP1420202000	HP1420302000	HP1420502000	HP1420852000
2104 8M HP/CXP	263	2104	HP1420202104	HP1420302104	HP1420502104	HP1420852104
2248 8M HP/CXP	281	2248	HP1420202248	HP1420302248	HP1420502248	HP1420852248
2400 8M HP/CXP	300	2400	HP1420202400	HP1420302400	HP1420502400	HP1420852400
2600 8M HP/CXP	325	2600	HP1420202600	HP1420302600	HP1420502600	HP1420852600
2800 8M HP/CXP	350	2800	HP1420202800	HP1420302800	HP1420502800	HP1420852800
3008 8M HP/CXP	376	3008	HP1420203008	HP1420303008	HP1420503008	HP1420853008
3048 8M HP/CXP	381	3048	HP1420203048	HP1420303048	HP1420503048	HP1420853048
3280 8M HP/CXP	410	3280	HP1420203280	HP1420303280	HP1420503280	HP1420853280
3408 8M HP/CXP	426	3408	HP1420203408	HP1420303408	HP1420503408	HP1420853408
3600 8M HP/CXP	450	3600	HP1420203600	HP1420303600	HP1420503600	HP1420853600
3808 8M HP/CXP	476	3808	HP1420203808	HP1420303808	HP1420503808	HP1420853808




CINGHIE DENTATE "HP/CXP" PER ALTE PRESTAZIONI

"HP/CXP" TIMING BELTS FOR HIGH PERFORMANCE

HTD 14M HP/CXP

PASSO 14 mm



Materiale: Neoprene

descrizione	denti	sviluppo mm	cod. HTD 14M HP/CXP larghezza 40 mm	cod. HTD 14M HP/CXP larghezza 55 mm	cod. HTD 14M HP/CXP larghezza 85 mm	cod. HTD 14M HP/CXP larghezza 115 mm	cod. HTD 14M HP/CXP larghezza 170 mm
966 14M HP/CXP	69	966	HP1430400966	HP1430550966	HP1430850966	HP1431150966	HP1431700966
1050 14M HP/CXP	75	1050	HP1430401050	HP1430551050	HP1430851050	HP1431151050	HP1431701050
1190 14M HP/CXP	85	1190	HP1430401190	HP1430551190	HP1430851190	HP1431151190	HP1431701190
1400 14M HP/CXP	100	1400	HP1430401400	HP1430551400	HP1430851400	HP1431151400	HP1431701400
1610 14M HP/CXP	115	1610	HP1430401610	HP1430551610	HP1430851610	HP1431151610	HP1431701610
1680 14M HP/CXP	120	1680	HP1430401680	HP1430551680	HP1430851680	HP1431151680	HP1431701680
1778 14M HP/CXP	127	1778	HP1430401778	HP1430551778	HP1430851778	HP1431151778	HP1431701778
1890 14M HP/CXP	135	1890	HP1430401890	HP1430551890	HP1430851890	HP1431151890	HP1431701890
2100 14M HP/CXP	150	2100	HP1430402100	HP1430552100	HP1430852100	HP1431152100	HP1431702100
2310 14M HP/CXP	165	2310	HP1430402310	HP1430552310	HP1430852310	HP1431152310	HP1431702310
2450 14M HP/CXP	175	2450	HP1430402450	HP1430552450	HP1430852450	HP1431152450	HP1431702450
2590 14M HP/CXP	185	2590	HP1430402590	HP1430552590	HP1430852590	HP1431152590	HP1431702590
2800 14M HP/CXP	200	2800	HP1430402800	HP1430552800	HP1430852800	HP1431152800	HP1431702800
3150 14M HP/CXP	225	3150	HP1430403150	HP1430553150	HP1430853150	HP1431153150	HP1431703150
3360 14M HP/CXP	240	3360	HP1430403360	HP1430553360	HP1430853360	HP1431153360	HP1431703360
3500 14M HP/CXP	250	3500	HP1430403500	HP1430553500	HP1430853500	HP1431153500	HP1431703500
3668 14M HP/CXP	262	3668	HP1430403668	HP1430553668	HP1430853668	HP1431153668	HP1431703668
3850 14M HP/CXP	275	3850	HP1430403850	HP1430553850	HP1430853850	HP1431153850	HP1431703850
4326 14M HP/CXP	309	4326	HP1430404326	HP1430554326	HP1430854326	HP1431154326	HP1431704326
4578 14M HP/CXP	327	4578	HP1430404578	HP1430554578	HP1430854578	HP1431154578	HP1431704578




CINGHIE DENTATE "HP/CXP" PER ALTE PRESTAZIONI

"HP/CXP" TIMING BELTS FOR HIGH PERFORMANCE

STD 8M HP/CXP

PASSO 8 mm



Materiale: Neoprene

descrizione	denti	sviluppo mm	cod. STD S8M HP/CXP larghezza 20 mm	cod. STD S8M HP/CXP larghezza 30 mm	cod. STD S8M HP/CXP larghezza 50 mm	cod. STD S8M HP/CXP larghezza 85 mm
600 S8M HP/CXP	75	600	HP1440200600	HP1440300600	HP1440500600	HP1440850600
632 S8M HP/CXP	79	632	HP1440200632	HP1440300632	HP1440500632	HP1440850632
712 S8M HP/CXP	89	712	HP1440200712	HP1440300712	HP1440500712	HP1440850712
720 S8M HP/CXP	90	720	HP1440200720	HP1440300720	HP1440500720	HP1440850720
848 S8M HP/CXP	106	848	HP1440200848	HP1440300848	HP1440500848	HP1440850848
880 S8M HP/CXP	110	880	HP1440200880	HP1440300880	HP1440500880	HP1440850880
944 S8M HP/CXP	118	944	HP1440200944	HP1440300944	HP1440500944	HP1440850944
960 S8M HP/CXP	120	960	HP1440200960	HP1440300960	HP1440500960	HP1440850960
1000 S8M HP/CXP	125	1000	HP1440201000	HP1440301000	HP1440501000	HP1440851000
1056 S8M HP/CXP	132	1056	HP1440201056	HP1440301056	HP1440501056	HP1440851056
1072 S8M HP/CXP	134	1072	HP1440201072	HP1440301072	HP1440501072	HP1440851072
1120 S8M HP/CXP	140	1120	HP1440201120	HP1440301120	HP1440501120	HP1440851120
1160 S8M HP/CXP	145	1160	HP1440201160	HP1440301160	HP1440501160	HP1440851160
1184 S8M HP/CXP	148	1184	HP1440201184	HP1440301184	HP1440501184	HP1440851184
1200 S8M HP/CXP	150	1200	HP1440201200	HP1440301200	HP1440501200	HP1440851200
1256 S8M HP/CXP	157	1256	HP1440201256	HP1440301256	HP1440501256	HP1440851256
1400 S8M HP/CXP	175	1400	HP1440201400	HP1440301400	HP1440501400	HP1440851400
1440 S8M HP/CXP	180	1440	HP1440201440	HP1440301440	HP1440501440	HP1440851440
2240 S8M HP/CXP	280	2240	HP1440202240	HP1440302240	HP1440502240	HP1440852240
2392 S8M HP/CXP	299	2392	HP1440202392	HP1440302392	HP1440502392	HP1440852392



CINGHIE DENTATE “HL/CXA” PER ALTI CARICHI “HL/CXA” TIMING BELTS FOR HIGH TORQUE LEVELS

CINGHIE DENTATE AD ALTA EFFICIENZA PER LA TRASMISSIONE CONTINUA DI ALTE COPPIE MECCANICHE A BASSE VELOCITÀ

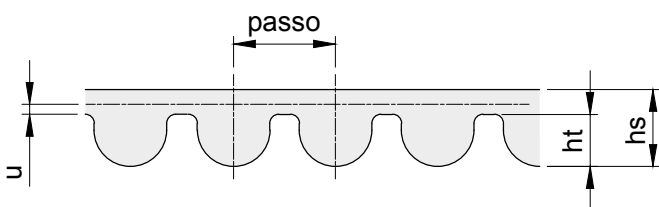

HEAVY-DUTY TIMING BELTS FOR SUSTAINED TRANSMISSION
OF HIGH TORQUE LEVELS AT LOW SPEED

Proprietà

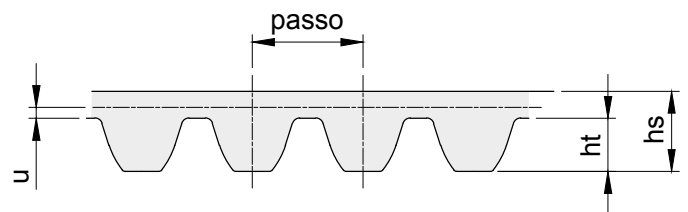
- › Resistenti a temperature comprese tra -20°C e +100°C in funzione dell'applicazione
- › Elettricamente conduttrici a norma ISO 9563
- › Relativamente resistenti all'olio
- › Resistenti all'ozono
- › Utilizzabili in climi tropicali
- › Resistenti all'invecchiamento
- › Idonee per lavorare anche sulla parte esterna con galoppino
- › Non necessitano di manutenzione

Properties

- › Temperature range from -20 °C to +100 °C depending on application
- › Electrically conductive in accordance with ISO 9563
- › Conditionally resistant to oil
- › Ozone-resistant
- › Suitable for tropical climates
- › Resistant to aging
- › Suitable for reverse flexing/reverse tensioning idlers
- › Maintenance-free



HTD



STD



DIMENSIONI CINGHIA DIMENSIONS OF BELT


descrizione	passo mm	hs mm	ht mm	u mm
HTD 8M	8	5,60	3,40	0,686
HTD 14M	14	10,00	6,00	1,395
STD 8M	8	5,20	3,00	0,686



CINGHIE DENTATE "HL/CXA" PER ALTI CARICHI

"HL/CXA" TIMING BELTS FOR HIGH TORQUE LEVELS

HTD 8M HL/CXA
PASSO 8 mm



Materiale: Neoprene


descrizione	denti	sviluppo mm	cod. HTD 8M HL/CXA larghezza 20 mm	cod. HTD 8M HL/CXA larghezza 30 mm	cod. HTD 8M HL/CXA larghezza 50 mm	cod. HTD 8M HL/CXA larghezza 85 mm
480 8M HL/CXA	60	480	HL1420200480	HL1420300480	HL1420500480	HL1420850480
560 8M HL/CXA	70	560	HL1420200560	HL1420300560	HL1420500560	HL1420850560
720 8M HL/CXA	90	720	HL1420200720	HL1420300720	HL1420500720	HL1420850720
800 8M HL/CXA	100	800	HL1420200800	HL1420300800	HL1420500800	HL1420850800
880 8M HL/CXA	110	880	HL1420200880	HL1420300880	HL1420500880	HL1420850880
1040 8M HL/CXA	130	1040	HL1420201040	HL1420301040	HL1420501040	HL1420851040
1120 8M HL/CXA	140	1120	HL1420201120	HL1420301120	HL1420501120	HL1420851120
1200 8M HL/CXA	150	1200	HL1420201200	HL1420301200	HL1420501200	HL1420851200
1424 8M HL/CXA	178	1424	HL1420201424	HL1420301424	HL1420501424	HL1420851424
1440 8M HL/CXA	180	1440	HL1420201440	HL1420301440	HL1420501440	HL1420851440
1800 8M HL/CXA	225	1800	HL1420201800	HL1420301800	HL1420501800	HL1420851800
2000 8M HL/CXA	250	2000	HL1420202000	HL1420302000	HL1420502000	HL1420852000



CINGHIE DENTATE "HL/CXA" PER ALTI CARICHI

"HL/CXA" TIMING BELTS FOR HIGH TORQUE LEVELS

HTD 14M HL/CXA
PASSO 14 mm



Materiale: Neoprene


descrizione	denti	sviluppo mm	cod. HTD 14M HL/CXA larghezza 40 mm	cod. HTD 14M HL/CXA larghezza 55 mm	cod. HTD 14M HL/CXA larghezza 85 mm	cod. HTD 14M HL/CXA larghezza 115 mm	cod. HTD 14M HL/CXA larghezza 170 mm
966 14M HL/CXA	69	966	HL1430400966	HL1430550966	HL1430850966	HL1431150966	HL1431700966
1190 14M HL/CXA	85	1190	HL1430401190	HL1430551190	HL1430851190	HL1431151190	HL1431701190
1778 14M HL/CXA	127	1778	HL1430401778	HL1430551778	HL1430851778	HL1431151778	HL1431701778
2590 14M HL/CXA	185	2590	HL1430402590	HL1430552590	HL1430852590	HL1431152590	HL1431702590
3360 14M HL/CXA	240	3360	HL1430403360	HL1430553360	HL1430853360	HL1431153360	HL1431703360
3850 14M HL/CXA	275	3850	HL1430403850	HL1430553850	HL1430853850	HL1431153850	HL1431703850



CINGHIE DENTATE "HL/CXA" PER ALTI CARICHI

"HL/CXA" TIMING BELTS FOR HIGH TORQUE LEVELS

STD 8M HL/CXA
PASSO 8 mm



Materiale: Neoprene

descrizione	denti	sviluppo mm	cod. STD S8M HL/CXA larghezza 20 mm	cod. STD S8M HL/CXA larghezza 30 mm	cod. STD S8M HL/CXA larghezza 50 mm	cod. STD S8M HL/CXA larghezza 85 mm
688 S8M HL/CXA	86	688	HL1440200688	HL1440300688	HL1440500688	HL1440850688
760 S8M HL/CXA	95	760	HL1440200760	HL1440300760	HL1440500760	HL1440850760
848 S8M HL/CXA	106	848	HL1440200848	HL1440300848	HL1440500848	HL1440850848
880 S8M HL/CXA	110	880	HL1440200880	HL1440300880	HL1440500880	HL1440850880



CINGHIE DENTATE CONTI® “SYNCHROTWIN” TIMING BELTS CONTI® “SYNCHROTWIN”

CINGHIE DENTATE DOPPIE PER TRASMISSIONI COMPATTE A S

DOUBLE-SIDED TIMING BELTS FOR COMPACT DRIVES WITH REVERSE ROTATION


Proprietà

- › Resistenti a temperature comprese tra -20°C e +100°C in funzione dell'applicazione
- › Relativamente resistenti all'olio
- › Resistenti all'ozono
- › Utilizzabili in climi tropicali
- › Resistenti all'invecchiamento
- › Idonee per lavorare anche sulla parte esterna con galoppino
- › Non necessitano di manutenzione

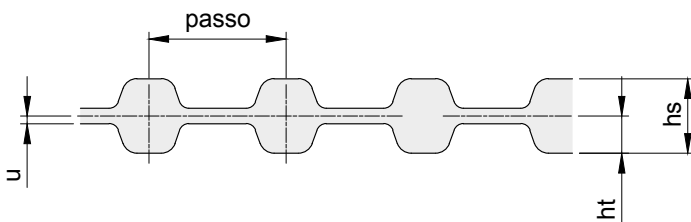

Properties

- › Temperature range from -20 °C to +100 °C depending on application
- › Conditionally resistant to oil
- › Ozone-resistant
- › Suitable for tropical climates
- › Resistant to aging
- › Suitable for reverse flexing/reverse tensioning idlers
- › Maintenance-free

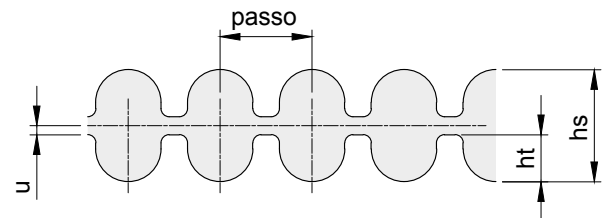
DH



DHTD



DH



DHTD



DIMENSIONI CINGHIA DIMENSIONS OF BELT

descrizione	passo mm	hs mm	ht mm	u mm
DH	12,7	6,0	2,29	0,686
DHTD D5M	5,0	5,4	2,10	0,570
DHTD D8M	8,0	8,2	3,40	0,686



CINGHIE DENTATE CONTI® "SYNCHROTWIN" TIMING BELTS CONTI® "SYNCHROTWIN"

DH

PASSO 1/2" (12,700 mm)

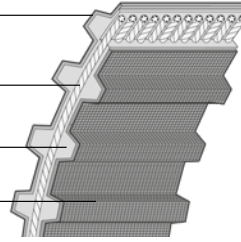


Tessuto in poliammide

Anima resistente
in fibra di vetro

Dente in neoprene

Tessuto in poliammide



Materiale: Neoprene

descrizione	denti	sviluppo		codice DH 075 largh. 19,50 mm	codice DH 100 largh. 25,40 mm	codice DH 150 largh. 38,10 mm	codice DH 200 largh. 50,80 mm	codice DH 300 largh. 76,20 mm
		pollici	mm					
270 DH	54	27,0	685,80	CST1150750270	CST1151000270	CST1151500270	CST1152000270	CST1153000270
300 DH	60	30,0	762,00	CST1150750300	CST1151000300	CST1151500300	CST1152000300	CST1153000300
*330 DH	66	33,0	838,20	CST1150750330	CST1151000330	CST1151500330	CST1152000330	CST1153000330
*335 DH	67	33,5	850,90	CST1150750335	CST1151000335	CST1151500335	CST1152000335	CST1153000335
360 DH	72	36,0	914,40	CST1150750360	CST1151000360	CST1151500360	CST1152000360	CST1153000360
*370 DH	74	37,0	939,80	CST1150750370	CST1151000370	CST1151500370	CST1152000370	CST1153000370
390 DH	78	39,0	990,60	CST1150750390	CST1151000390	CST1151500390	CST1152000390	CST1153000390
420 DH	84	42,0	1066,80	CST1150750420	CST1151000420	CST1151500420	CST1152000420	CST1153000420
450 DH	90	45,0	1143,00	CST1150750450	CST1151000450	CST1151500450	CST1152000450	CST1153000450
480 DH	96	48,0	1219,20	CST1150750480	CST1151000480	CST1151500480	CST1152000480	CST1153000480
510 DH	102	51,0	1295,40	CST1150750510	CST1151000510	CST1151500510	CST1152000510	CST1153000510
540 DH	108	54,0	1371,60	CST1150750540	CST1151000540	CST1151500540	CST1152000540	CST1153000540
570 DH	114	57,0	1447,80	CST1150750570	CST1151000570	CST1151500570	CST1152000570	CST1153000570
600 DH	120	60,0	1524,00	CST1150750600	CST1151000600	CST1151500600	CST1152000600	CST1153000600
630 DH	126	63,0	1600,20	CST1150750630	CST1151000630	CST1151500630	CST1152000630	CST1153000630
660 DH	132	66,0	1676,40	CST1150750660	CST1151000660	CST1151500660	CST1152000660	CST1153000660
◇ 670 DH	134	67,0	1701,80	CST1150750670	CST1151000670	CST1151500670	CST1152000670	CST1153000670
700 DH	140	70,0	1778,00	CST1150750700	CST1151000700	CST1151500700	CST1152000700	CST1153000700
*730 DH	146	73,0	1854,20	CST1150750730	CST1151000730	CST1151500730	CST1152000730	CST1153000730
750 DH	150	75,0	1905,00	CST1150750750	CST1151000750	CST1151500750	CST1152000750	CST1153000750
◇ 900 DH	180	90,0	2286,00	CST1150750900	CST1151000900			
◇ 1120 DH	224	112,0	2844,80	CST1150751120	CST1151001120	CST1151501120	CST1152001120	CST1153001120
◇ 1150 DH	230	115,0	2921,00	CST1150751150	CST1151001150	CST1151501150	CST1152001150	CST1153001150
◇ 1400 DH	280	140,0	3556,00	CST1150751400	CST1151001400	CST1151501400	CST1152001400	CST1153001400
◇ 1645 DH	329	164,5	4178,30			CST1151501645		



CINGHIE DENTATE CONTI® “SYNCHROTWIN” TIMING BELTS CONTI® “SYNCHROTWIN”

DHTD D5M PASSO 5 mm

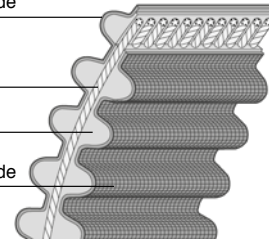


Tessuto in poliammide

Anima resistente
in fibra di vetro

Dente in neoprene

Tessuto in poliammide



Materiale: Neoprene

descrizione	denti	sviluppo mm	codice DHTD D5M larghezza 9 mm	codice DHTD D5M larghezza 15 mm	codice DHTD D5M larghezza 25 mm
565 D5M	113	565	CST1410090565	CST1410150565	CST1410250565
600 D5M	120	600	CST1410090600	CST1410150600	CST1410250600
615 D5M	123	615	CST1410090615	CST1410150615	CST1410250615
*620 D5M	124	620	CST1410090620	CST1410150620	CST1410250620
630 D5M	126	630	CST1410090630	CST1410150630	CST1410250630
635 D5M	127	635	CST1410090635	CST1410150635	CST1410250635
*665 D5M	133	665	CST1410090665	CST1410150665	CST1410250665
700 D5M	140	700	CST1410090700	CST1410150700	CST1410250700
*710 D5M	142	710	CST1410090710	CST1410150710	CST1410250710
*740 D5M	148	740	CST1410090740	CST1410150740	CST1410250740
755 D5M	151	755	CST1410090755	CST1410150755	CST1410250755
800 D5M	160	800	CST1410090800	CST1410150800	CST1410250800
835 D5M	167	835	CST1410090835	CST1410150835	CST1410250835
*840 D5M	168	840	CST1410090840	CST1410150840	CST1410250840
*860 D5M	172	860	CST1410090860	CST1410150860	CST1410250860
890 D5M	178	890	CST1410090890	CST1410150890	CST1410250890
*900 D5M	180	900	CST1410090900	CST1410150900	CST1410250900
925 D5M	185	925	CST1410090925	CST1410150925	CST1410250925
950 D5M	190	950	CST1410090950	CST1410150950	CST1410250950
*1000 D5M	200	1000	CST1410091000	CST1410151000	CST1410251000
1050 D5M	210	1050	CST1410091050	CST1410151050	CST1410251050
1125 D5M	225	1125	CST1410091125	CST1410151125	CST1410251125
1200 D5M	240	1200	CST1410091200	CST1410151200	CST1410251200
1270 D5M	254	1270	CST1410091270	CST1410151270	CST1410251270
1420 D5M	284	1420	CST1410091420	CST1410151420	CST1410251420
1500 D5M	300	1500	CST1410091500	CST1410151500	CST1410251500
1595 D5M	319	1595	CST1410091595	CST1410151595	CST1410251595
1690 D5M	338	1690	CST1410091690	CST1410151690	CST1410251690
2000 D5M	400	2000	CST1410092000	CST1410152000	CST1410252000

* Fornita su richiesta / Supplied on request



CINGHIE DENTATE CONTI® “SYNCHROTWIN” TIMING BELTS CONTI® “SYNCHROTWIN”

DHTD D8M PASSO 8 mm

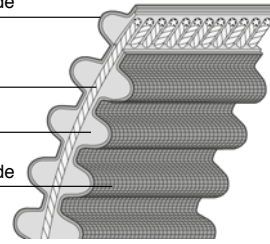


Tessuto in poliammide

Anima resistente
in fibra di vetro


Dente in neoprene

Tessuto in poliammide



Materiale: Neoprene

descrizione	denti	sviluppo mm	codice DHTD D8M larghezza 20 mm	codice DHTD D8M larghezza 30 mm	codice DHTD D8M larghezza 50 mm	codice DHTD D8M larghezza 85 mm
600 8DM	75	600	CST1420200600	CST1420300600	CST1420500600	CST1420850600
*624 8DM	78	624	CST1420200624	CST1420300624	CST1420500624	CST1420850624
*640 8DM	80	640	CST1420200640	CST1420300640	CST1420500640	CST1420850640
656 8DM	82	656	CST1420200656	CST1420300656	CST1420500656	CST1420850656
720 8DM	90	720	CST1420200720	CST1420300720	CST1420500720	CST1420850720
776 8DM	97	776	CST1420200776	CST1420300776	CST1420500776	CST1420850776
*784 8DM	98	784	CST1420200784	CST1420300784	CST1420500784	CST1420850784
800 8DM	100	800	CST1420200800	CST1420300800	CST1420500800	CST1420850800
880 8DM	110	880	CST1420200880	CST1420300880	CST1420500880	CST1420850880
912 8DM	114	912	CST1420200912	CST1420300912	CST1420500912	CST1420850912
920 8DM	115	920	CST1420200920	CST1420300920	CST1420500920	CST1420850920
960 8DM	120	960	CST1420200960	CST1420300960	CST1420500960	CST1420850960
1040 8DM	130	1040	CST1420201040	CST1420301040	CST1420501040	CST1420851040
1120 8DM	140	1120	CST1420201120	CST1420301120	CST1420501120	CST1420851120
1200 8DM	150	1200	CST1420201200	CST1420301200	CST1420501200	CST1420851200
1280 8DM	160	1280	CST1420201280	CST1420301280	CST1420501280	CST1420851280
*1304 8DM	163	1304	CST1420201304	CST1420301304	CST1420501304	CST1420851304
1328 8DM	166	1328	CST1420201328	CST1420301328	CST1420501328	CST1420851328
1360 8DM	170	1360	CST1420201360	CST1420301360	CST1420501360	CST1420851360
*1424 8DM	178	1424	CST1420201424	CST1420301424	CST1420501424	CST1420851424
1440 8DM	180	1440	CST1420201440	CST1420301440	CST1420501440	CST1420851440
*1520 8DM	190	1520	CST1420201520	CST1420301520	CST1420501520	CST1420851520
1600 8DM	200	1600	CST1420201600	CST1420301600	CST1420501600	CST1420851600
1760 8DM	220	1760	CST1420201760	CST1420301760	CST1420501760	CST1420851760
1800 8DM	225	1800	CST1420201800	CST1420301800	CST1420501800	CST1420851800
2000 8DM	250	2000	CST1420202000	CST1420302000	CST1420502000	CST1420852000
2248 8DM	281	2248	CST1420202248	CST1420302248	CST1420502248	CST1420852248
2400 8DM	300	2400	CST1420202400	CST1420302400	CST1420502400	CST1420852400
2600 8DM	325	2600	CST1420202600	CST1420302600	CST1420502600	CST1420852600
◇ 3048 8DM	381	3048	CST1420203048	CST1420303048	CST1420503048	CST1420853048





CINGHIE DENTATE SYNCHROCHAIN CARBON - "CTD"

TIMING BELTS SYNCHROCHAIN CARBON - "CTD"

**CINGHIA SINCRONA ADATTA A CARICHI PESANTI ED AD ALTE TORSIONI.
PUÒ SOSTITUIRE IN ALCUNE APPLICAZIONI ANCHE LA CATENA METALLICA**


HEAVY-DUTY TIMING BELT FOR ALL EXTREME APPLICATIONS WITH EXTREMELY HIGH TORQUES. ALSO SUITABLE AS A REPLACEMENT FOR CHAIN DRIVES

Proprietà

- › Resistenti a temperature comprese tra -55°C e +80 °C in funzione dell'applicazione (per temperature inferiori a -40°C richiede consulenza tecnica)
- › Potenza aumentata
- › Stabili in lunghezza durante l'intero ciclo di vita utile
- › Resistenti agli oli semplici, ai grassi e alla benzina
- › Relativamente resistenti ad acidi e basi
- › Materie prime e produzione prive di silicone
- › Resistenti all'ozono
- › Utilizzabili in climi tropicali
- › Resistenti all'invecchiamento
- › Idonee per controflessione/pulegge tendicinghia posteriori
- › Non necessitano di manutenzione
- › Velocità delle cinghie fino a 40 m/s

Properties

- › Temperature range from -55°C to +80°C, depending on application (please request technical advice for temperature under -40°C)
- › Increased performance
- › Longitudinally stable throughout its lifetime
- › Resistant to oils, grease and fuel
- › Conditionally resistant to acid and lye
- › Raw materials and production are silicone free
- › Ozone-resistant
- › Suitable for tropical climates
- › Resistant to aging
- › Suitable for reverse flexing/reverse tensioning idlers
- › Maintenance-free
- › Belt speeds up to 40 m/s

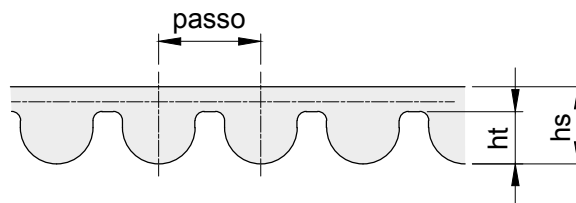
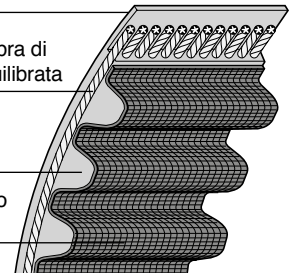


Dorso in poliuretano

Anima resistente con fibra di carbonio a torsione equilibrata

Dente in poliuretano

Tessuto con trattamento speciale



DIMENSIONI CINGHIA DIMENSIONS OF BELT



descrizione	passo mm	hs mm	ht mm
CTD 8M	8	5,6	3,4
CTD 14M	14	10	6,0




CINGHIE DENTATE SYNCHROCHAIN CARBON - "CTD"

TIMING BELTS SYNCHROCHAIN CARBON - "CTD"

CTD 8M

PASSO 8 mm

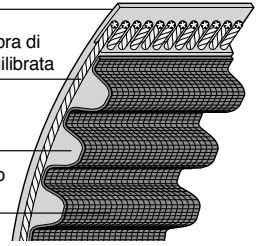


Dorso in poliuretano

Anima resistente con fibra di carbonio a torsione equilibrata

Dente in poliuretano

Tessuto con trattamento speciale



Materiale: Poliuretano


descrizione	denti	sviluppo mm	codice CTD 8M larghezza 12 mm	codice CTD 8M larghezza 21 mm	codice CTD 8M larghezza 36 mm	codice CTD 8M larghezza 62 mm
CTD 8M 640 C	80	640	SCC420120640	SCC420210640	SCC420360640	SCC420620640
CTD 8M 720 C	90	720	SCC420120720	SCC420210720	SCC420360720	SCC420620720
CTD 8M 800 C	100	800	SCC420120800	SCC420210800	SCC420360800	SCC420620800
CTD 8M 896 C	112	896	SCC420120896	SCC420210896	SCC420360896	SCC420620896
CTD 8M 920 C	115	920	SCC420120920	SCC420210920	SCC420360920	SCC420620920
CTD 8M 960 C	120	960	SCC420120960	SCC420210960	SCC420360960	SCC420620960
CTD 8M 1000 C	125	1000	SCC420121000	SCC420211000	SCC420361000	SCC420621000
CTD 8M 1040 C	130	1040	SCC420121040	SCC420211040	SCC420361040	SCC420621040
CTD 8M 1120 C	140	1120	SCC420121120	SCC420211120	SCC420361120	SCC420621120
CTD 8M 1200 C	150	1200	SCC420121200	SCC420211200	SCC420361200	SCC420621200
CTD 8M 1224 C	153	1224	SCC420121224	SCC420211224	SCC420361224	SCC420621224
CTD 8M 1280 C	160	1280	SCC420121280	SCC420211280	SCC420361280	SCC420621280
CTD 8M 1440 C	180	1440	SCC420121440	SCC420211440	SCC420361440	SCC420621440
CTD 8M 1600 C	200	1600	SCC420121600	SCC420211600	SCC420361600	SCC420621600
CTD 8M 1760 C	220	1760	SCC420121760	SCC420211760	SCC420361760	SCC420621760
CTD 8M 1792 C	224	1792	SCC420121792	SCC420211792	SCC420361792	SCC420621792
CTD 8M 2000 C	250	2000	SCC420122000	SCC420212000	SCC420362000	SCC420622000
*CTD 8M 2200 C	275	2200	SCC420122200	SCC420212200	SCC420362200	SCC420622200
*CTD 8M 2240 C	280	2240	SCC420122240	SCC420212240	SCC420362240	SCC420622240
CTD 8M 2400 C	300	2400	SCC420122400	SCC420212400	SCC420362400	SCC420622400
CTD 8M 2520 C	315	2520	SCC420122520	SCC420212520	SCC420362520	SCC420622520
*CTD 8M 2600 C	325	2600	SCC420122600	SCC420212600	SCC420362600	SCC420622600
*CTD 8M 2800 C	350	2800	SCC420122800	SCC420212800	SCC420362800	SCC420622800
CTD 8M 2840 C	355	2840	SCC420122840	SCC420212840	SCC420362840	SCC420622840
*CTD 8M 3048 C	381	3048	SCC420123048	SCC420213048	SCC420363048	SCC420623048
CTD 8M 3200 C	400	3200	SCC420123200	SCC420213200	SCC420363200	SCC420623200
*CTD 8M 3280 C	410	3280	SCC420123280	SCC420213280	SCC420363280	SCC420623280
CTD 8M 3600 C	450	3600	SCC420123600	SCC420213600	SCC420363600	SCC420623600
CTD 8M 4000 C	500	4000	SCC420124000	SCC420214000	SCC420364000	SCC420624000
*CTD 8M 4400 C	550	4400	SCC420124400	SCC420214400	SCC420364400	SCC420624400



CINGHIE DENTATE SYNCHROCHAIN CARBON - "CTD"

TIMING BELTS SYNCHROCHAIN CARBON - "CTD"

CTD 14M
PASSO 14 mm

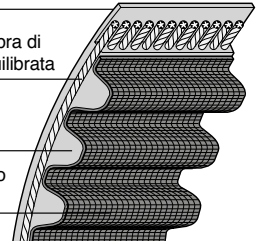


Dorso in poliuretano

Anima resistente con fibra di carbonio a torsione equilibrata

Dente in poliuretano

Tessuto con trattamento speciale



Materiale: Poliuretano

descrizione	denti	sviluppo mm	cod. CTD 14M largh. 20 mm	cod. CTD 14M largh. 37 mm	cod. CTD 14M largh. 68 mm	cod. CTD 14M largh. 90 mm	cod. CTD 14M largh. 125 mm
CTD 14M 994 C	71	994	SCC430200994	SCC430370994	SCC430680994	SCC430900994	SCC431250994
CTD 14M 1120 C	80	1120	SCC430201120	SCC430371120	SCC430681120	SCC430901120	SCC431251120
CTD 14M 1190 C	85	1190	SCC430201190	SCC430371190	SCC430681190	SCC430901190	SCC431251190
CTD 14M 1260 C	90	1260	SCC430201260	SCC430371260	SCC430681260	SCC430901260	SCC431251260
CTD 14M 1344 C	96	1344	SCC430201344	SCC430371344	SCC430681344	SCC430901344	SCC431251344
CTD 14M 1400 C	100	1400	SCC430201400	SCC430371400	SCC430681400	SCC430901400	SCC431251400
CTD 14M 1568 C	112	1568	SCC430201568	SCC430371568	SCC430681568	SCC430901568	SCC431251568
CTD 14M 1610 C	115	1610	SCC430201610	SCC430371610	SCC430681610	SCC430901610	SCC431251610
CTD 14M 1750 C	125	1750	SCC430201750	SCC430371750	SCC430681750	SCC430901750	SCC431251750
CTD 14M 1890 C	135	1890	SCC430201890	SCC430371890	SCC430681890	SCC430901890	SCC431251890
CTD 14M 1960 C	140	1960	SCC430201960	SCC430371960	SCC430681960	SCC430901960	SCC431251960
CTD 14M 2100 C	1510	2100	SCC430202100	SCC430372100	SCC430682100	SCC430902100	SCC431252100
CTD 14M 2240 C	160	2240	SCC430202240	SCC430372240	SCC430682240	SCC430902240	SCC431252240
*CTD 14M 2310 C	165	2310	SCC430202310	SCC430372310	SCC430682310	SCC430902310	SCC431252310
CTD 14M 2380 C	170	2380	SCC430202380	SCC430372380	SCC430682380	SCC430902380	SCC431252380
*CTD 14M 2450 C	175	2450	SCC430202450	SCC430372450	SCC430682450	SCC430902450	SCC431252450
CTD 14M 2520 C	1180	2520	SCC430202520	SCC430372520	SCC430682520	SCC430902520	SCC431252520
*CTD 14M 2590 C	185	2590	SCC430202590	SCC430372590	SCC430682590	SCC430902590	SCC431252590
CTD 14M 2660 C	190	2660	SCC430202660	SCC430372660	SCC430682660	SCC430902660	SCC431252660
*CTD 14M 2730 C	195	2730	SCC430202730	SCC430372730	SCC430682730	SCC430902730	SCC431252730
CTD 14M 2800 C	200	2800	SCC430202800	SCC430372800	SCC430682800	SCC430902800	SCC431252800
CTD 14M 3136 C	224	3136	SCC430203136	SCC430373136	SCC430683136	SCC430903136	SCC431253136
CTD 14M 3304 C	236	3304	SCC430203304	SCC430373304	SCC430683304	SCC430903304	SCC431253304
*CTD 14M 3360 C	240	3360	SCC430203360	SCC430373360	SCC430683360	SCC430903360	SCC431253360
CTD 14M 3500 C	250	3500	SCC430203500	SCC430373500	SCC430683500	SCC430903500	SCC431253500
CTD 14M 3850 C	275	3850	SCC430203850	SCC430373850	SCC430683850	SCC430903850	SCC431253850
CTD 14M 3920 C	280	3920	SCC430203920	SCC430373920	SCC430683920	SCC430903920	SCC431253920
*CTD 14M 4326 C	309	4326	SCC430204326	SCC430374326	SCC430684326	SCC430904326	SCC431254326
CTD 14M 4410 C	315	4410	SCC430204410	SCC430374410	SCC430684410	SCC430904410	SCC431254410

* Fornita su richiesta / Supplied on request



CINGHIE DENTATE PASSO METRICO SERIE "T" - DIN 7721-1

METRIC BELTS "T" - DIN 7721-1

CINGHIE DENTATE IN POLIURETANO PER POTENZE PICCOLE E MEDIE

POLYURETHANE TIMING BELTS FOR THE LOWER AND MEDIUM POWER RANGE

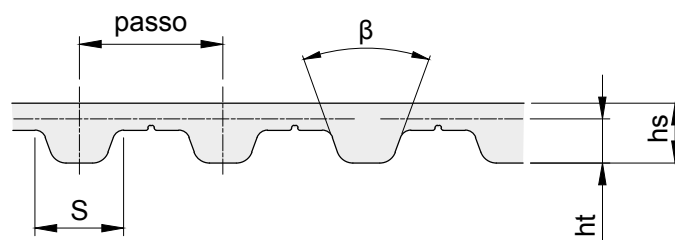
Proprietà

- › Resistenti a temperature comprese tra -30 °C e +80 °C in funzione dell'applicazione (per temperatura minori di -10 °C e maggiori di +50 °C si prega di richiedere la consulenza tecnica)
- › Lunghezza costante
- › Silenziose
- › Resistenti all'usura
- › Altamente flessibili
- › Resistenti agli oli semplici, ai grassi e alla benzina
- › Relativamente resistenti ad acidi e basi
- › Materie prime e produzione prive di silicone
- › Utilizzabili in climi tropicali
- › Resistenti all'invecchiamento
- › Idonee per controflessione/pulegge tendicinghia posteriori
- › Non necessitano di manutenzione



Properties

- › Temperature-resistant (depending on use) from -30 °C to +80 °C (please request technical advice for range under -10°C and above +50°C)
- › Constant length
- › Low-noise
- › Wear resistant
- › High flexibility
- › Resistant to simple oils, greases, and fuel
- › Limited resistance to acids and alkalies
- › Silicone-free raw materials and production
- › Tropic-proof
- › Non-aging
- › Suitable for counterflexing/tension pulleys
- › Maintenance-free



DIMENSIONI E TOLLERANZE SULLO SPESSORE

SIZES AND TOLERANCES OF THE THICKNESS


descrizione	passo mm	hs mm	toll. mm	ht mm	S mm	β gradi
T 2,5	2,5	1,3	± 0,15	0,7	1,50	40°
T 5	5	2,2	± 0,15	1,2	2,65	40°
T 10	10	4,5	± 0,30	2,5	5,30	40°



CINGHIE DENTATE PASSO METRICO SERIE "T" - DIN 7721-1

METRIC BELTS "T" - DIN 7721-1

T 2,5
PASSO 2,5 mm



Materiale: Poliuretano

descrizione	denti	sviluppo mm	codice T 2,5 larghezza 6 mm
T 2,5 120	48	120,0	2260060120
T 2,5 145	58	145,0	2260060145
T 2,5 160	64	160,0	2260060160
T 2,5 177,5	71	177,5	2260060177
T 2,5 180	72	180,0	2260060180
T 2,5 200	80	200,0	2260060200
T 2,5 225	90	225,0	2260060225
T 2,5 230	92	230,0	2260060230
T 2,5 245	98	245,0	2260060245
T 2,5 250	100	250,0	2260060250
T 2,5 265	106	265,0	2260060265
T 2,5 285	114	285,0	2260060285
T 2,5 290	116	290,0	2260060290
T 2,5 305	122	305,0	2260060305
T 2,5 317	127	317,0	2260060317
T 2,5 330	132	330,0	2260060330
T 2,5 380	152	380,0	2260060380
T 2,5 395	158	395,0	2260060395
T 2,5 420	168	420,0	2260060420
T 2,5 480	192	480,0	2260060480
T 2,5 500	200	500,0	2260060500
T 2,5 540	216	540,0	2260060540
T 2,5 600	240	600,0	2260060600
T 2,5 650	260	650,0	2260060650
◇ T 2,5 680	272	680,0	2260060680
T 2,5 780	312	780,0	2260060780
T 2,5 915	366	915,0	2260060915
T 2,5 950	380	950,0	2260060950



CINGHIE DENTATE PASSO METRICO SERIE "T" - DIN 7721-1

METRIC BELTS "T" - DIN 7721-1

T 5
PASSO 5 mm



Materiale: Poliuretano


descrizione	denti	sviluppo mm	codice T 5 larghezza 10 mm	codice T 5 larghezza 16 mm	codice T 5 larghezza 25 mm
T 5 150	30	150,0	2270100150	2270160150	2270250150
T 5 165	33	165,0	2270100165	2270160165	2270250165
T 5 180	36	180,0	2270100180	2270160180	2270250180
T 5 185	37	185,0	2270100185	2270160185	2270250185
T 5 200	40	200,0	2270100200	2270160200	2270250200
T 5 210	42	210,0	2270100210	2270160210	2270250210
T 5 215	43	215,0	2270100215	2270160215	2270250215
T 5 220	44	220,0	2270100220	2270160220	2270250220
T 5 225	45	225,0	2270100225	2270160225	2270250225
T 5 245	49	245,0	2270100245	2270160245	2270250245
T 5 250	50	250,0	2270100250	2270160250	2270250250
T 5 255	51	255,0	2270100255	2270160255	2270250255
T 5 260	52	260,0	2270100260	2270160260	2270250260
T 5 270	54	270,0	2270100270	2270160270	2270250270
T 5 280	56	280,0	2270100280	2270160280	2270250280
T 5 295	59	295,0	2270100295	2270160295	2270250295
T 5 305	61	305,0	2270100305	2270160305	2270250305
T 5 330	66	330,0	2270100330	2270160330	2270250330
T 5 340	68	340,0	2270100340	2270160340	2270250340
T 5 350	70	350,0	2270100350	2270160350	2270250350
T 5 355	71	355,0	2270100355	2270160355	2270250355
T 5 365	73	365,0	2270100365	2270160365	2270250365
T 5 390	78	390,0	2270100390	2270160390	2270250390
T 5 400	80	400,0	2270100400	2270160400	2270250400
T 5 410	82	410,0	2270100410	2270160410	2270250410
T 5 420	84	420,0	2270100420	2270160420	2270250420
T 5 455	91	455,0	2270100455	2270160455	2270250455
T 5 460	92	460,0	2270100460	2270160460	2270250460
T 5 475	95	475,0	2270100475	2270160475	2270250475
T 5 480	96	480,0	2270100480	2270160480	2270250480
T 5 500	100	500,0	2270100500	2270160500	2270250500
T 5 505	101	505,0	2270100505	2270160505	2270250505
T 5 510	102	510,0	2270100510	2270160510	2270250510
T 5 525	105	525,0	2270100525	2270160525	2270250525
T 5 545	109	545,0	2270100545	2270160545	2270250545
T 5 550	110	550,0	2270100550	2270160550	2270250550
T 5 560	112	560,0	2270100560	2270160560	2270250560
T 5 575	115	575,0	2270100575	2270160575	2270250575
T 5 590	118	590,0	2270100590	2270160590	2270250590
T 5 610	122	610,0	2270100610	2270160610	2270250610
T 5 620	124	620,0	2270100620	2270160620	2270250620



CINGHIE DENTATE PASSO METRICO SERIE "T" - DIN 7721-1

METRIC BELTS "T" - DIN 7721-1

T 5
PASSO 5 mm



Materiale: Poliuretano


descrizione	denti	sviluppo mm	codice T 5 larghezza 10 mm	codice T 5 larghezza 16 mm	codice T 5 larghezza 25 mm
T 5 630	126	630,0	2270100630	2270160630	2270250630
T 5 650	130	650,0	2270100650	2270160650	2270250650
T 5 660	132	660,0	2270100660	2270160660	2270250660
T 5 690	138	690,0	2270100690	2270160690	2270250690
T 5 700	140	700,0	2270100700	2270160700	2270250700
T 5 720	144	720,0	2270100720	2270160720	2270250720
T 5 750	150	750,0	2270100750	2270160750	2270250750
T 5 765	153	765,0	2270100765	2270160765	2270250765
T 5 780	156	780,0	2270100780	2270160780	2270250780
T 5 800	160	800,0	2270100800	2270160800	2270250800
T 5 815	163	815,0	2270100815	2270160815	2270250815
◇ T 5 830	166	830,0	2270100830		
T 5 840	168	840,0	2270100840	2270160840	2270250840
T 5 900	180	900,0	2270100900	2270160900	2270250900
T 5 920	184	920,0	2270100920	2270160920	2270250920
T 5 940	188	940,0	2270100940	2270160940	2270250940
T 5 990	198	990,0	2270100990	2270160990	2270250990
T 5 1075	215	1075,0	2270101075	2270161075	2270251075
T 5 1100	220	1100,0	2270101100	2270161100	2270251100
T 5 1160	232	1160,0	2270101160	2270161160	2270251160
T 5 1215	243	1215,0	2270101215	2270161215	2270251215
T 5 1315	263	1315,0	2270101315	2270161315	2270251315
T 5 1380	276	1380,0	2270101380	2270161380	2270251380
T 5 1500	300	1500,0	2270101500	2270161500	2270251500



CINGHIE DENTATE PASSO METRICO SERIE "T" - DIN 7721-1

METRIC BELTS "T" - DIN 7721-1

T 10
PASSO 10 mm



Materiale: Poliuretano

descrizione	denti	sviluppo mm	codice T 10 larghezza 16 mm	codice T 10 larghezza 25 mm	codice T 10 larghezza 32 mm	codice T 10 larghezza 50 mm
T 10 260	26	260,0	2280160260	2280250260	2280320260	2280500260
T 10 370	37	370,0	2280160370	2280250370	2280320370	2280500370
T 10 400	40	400,0	2280160400	2280250400	2280320400	2280500400
T 10 410	41	410,0	2280160410	2280250410	2280320410	2280500410
T 10 440	44	440,0	2280160440	2280250440	2280320440	2280500440
T 10 480	48	480,0	2280160480	2280250480	2280320480	2280500480
T 10 500	50	500,0	2280160500	2280250500	2280320500	2280500500
T 10 530	53	530,0	2280160530	2280250530	2280320530	2280500530
T 10 560	56	560,0	2280160560	2280250560	2280320560	2280500560
T 10 600	60	600,0	2280160600	2280250600	2280320600	2280500600
T 10 610	61	610,0	2280160610	2280250610	2280320610	2280500610
T 10 630	63	630,0	2280160630	2280250630	2280320630	2280500630
T 10 660	66	660,0	2280160660	2280250660	2280320660	2280500660
T 10 680	68	680,0	2280160680	2280250680	2280320680	2280500680
T 10 690	69	690,0	2280160690	2280250690	2280320690	2280500690
T 10 700	70	700,0	2280160700	2280250700	2280320700	2280500700
T 10 720	72	720,0	2280160720	2280250720	2280320720	2280500720
T 10 730	73	730,0	2280160730	2280250730	2280320730	2280500730
T 10 750	75	750,0	2280160750	2280250750	2280320750	2280500750
T 10 780	78	780,0	2280160780	2280250780	2280320780	2280500780
T 10 810	81	810,0	2280160810	2280250810	2280320810	2280500810
T 10 840	84	840,0	2280160840	2280250840	2280320840	2280500840
T 10 850	85	850,0	2280160850	2280250850	2280320850	2280500850
T 10 880	88	880,0	2280160880	2280250880	2280320880	2280500880
T 10 890	89	890,0	2280160890	2280250890	2280320890	2280500890
T 10 900	90	900,0	2280160900	2280250900	2280320900	2280500900
T 10 920	92	920,0	2280160920	2280250920	2280320920	2280500920
T 10 960	96	960,0	2280160960	2280250960	2280320960	2280500960
T 10 970	97	970,0	2280160970	2280250970	2280320970	2280500970
T 10 980	98	980,0	2280160980	2280250980	2280320980	2280500980
T 10 1010	101	1010,0	2280161010	2280251010	2280321010	2280501010
T 10 1080	108	1080,0	2280161080	2280251080	2280321080	2280501080
T 10 1110	111	1110,0	2280161110	2280251110	2280321110	2280501110
T 10 1140	114	1140,0	2280161140	2280251140	2280321140	2280501140
T 10 1150	115	1150,0	2280161150	2280251150	2280321150	2280501150
T 10 1210	121	1210,0	2280161210	2280251210	2280321210	2280501210
T 10 1240	124	1240,0	2280161240	2280251240	2280321240	2280501240
T 10 1250	125	1250,0	2280161250	2280251250	2280321250	2280501250
T 10 1300	130	1300,0	2280161300	2280251300	2280321300	2280501300
T 10 1320	132	1320,0	2280161320	2280251320	2280321320	2280501320
T 10 1350	135	1350,0	2280161350	2280251350	2280321350	2280501350



CINGHIE DENTATE PASSO METRICO SERIE "T" - DIN 7721-1

METRIC BELTS "T" - DIN 7721-1

T 10
PASSO 10 mm



Materiale: Poliuretano

descrizione	denti	sviluppo mm	codice T 10 larghezza 16 mm	codice T 10 larghezza 25 mm	codice T 10 larghezza 32 mm	codice T 10 larghezza 50 mm
T 10 1390	139	1390,0	2280161390	2280251390	2280321390	2280501390
T 10 1400	140	1400,0	2280161400	2280251400	2280321400	2280501400
T 10 1420	142	1420,0	2280161420	2280251420	2280321420	2280501420
T 10 1460	146	1460,0	2280161460	2280251460	2280321460	2280501460
T 10 1500	150	1500,0	2280161500	2280251500	2280321500	2280501500
T 10 1560	156	1560,0	2280161560	2280251560	2280321560	2280501560
T 10 1610	161	1610,0	2280161610	2280251610	2280321610	2280501610
T 10 1750	175	1750,0	2280161750	2280251750	2280321750	2280501750
T 10 1780	178	1780,0	2280161780	2280251780	2280321780	2280501780
T 10 1880	188	1880,0	2280161880	2280251880	2280321880	2280501880
T 10 1960	196	1960,0	2280161960	2280251960	2280321960	2280501960
T 10 2250	225	2250,0	2280162250	2280252250	2280322250	2280502250




CINGHIE DENTATE PASSO METRICO SERIE "AT" METRIC BELTS "AT"

CINGHIE DENTATE IN POLIURETANO PER POTENZE PICCOLE E MEDIE POLYURETHANE TIMING BELTS FOR THE LOWER AND MEDIUM POWER RANGE

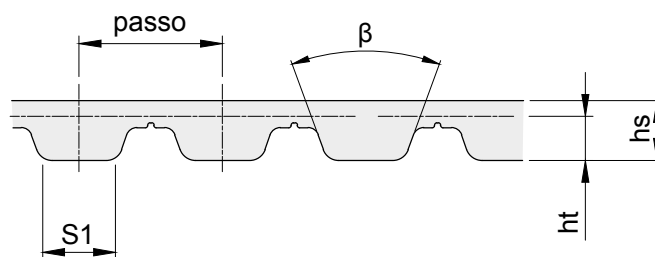
Proprietà

- › Resistenti a temperature comprese tra -30 °C e +80 °C in funzione dell'applicazione (per temperatura minori di -10 °C e maggiori di +50 °C si prega di richiedere la consulenza tecnica)
- › Lunghezza costante
- › Silenziose
- › Resistenti all'usura
- › Altamente flessibili
- › Resistenti agli oli semplici, ai grassi e alla benzina
- › Relativamente resistenti ad acidi e basi
- › Materie prime e produzione prive di silicone
- › Utilizzabili in climi tropicali
- › Resistenti all'invecchiamento
- › Idonee per controflessione/pulegge tendicinghia posteriori
- › Non necessitano di manutenzione



Properties

- › Temperature-resistant (depending on use) from -30 °C to +80 °C (please request technical advice for range under -10°C and above +50°C)
- › Constant length
- › Low-noise
- › Wear resistant
- › High flexibility
- › Resistant to simple oils, greases, and fuel
- › Limited resistance to acids and alkalies
- › Silicone-free raw materials and production
- › Tropic-proof
- › Non-aging
- › Suitable for counterflexing/tension pulleys
- › Maintenance-free



DIMENSIONI E TOLLERANZE SULLO SPESSORE SIZES AND TOLERANCES OF THE THICKNESS



descrizione	passo mm	hs mm	toll. mm	ht mm	S1 mm	β gradi
AT 5	5	2,7	± 0,15	1,2	2,5	50°
AT 10	10	4,5	± 0,30	2,5	5,0	50°



CINGHIE DENTATE PASSO METRICO SERIE "AT" METRIC BELTS "AT"

AT 5
PASSO 5 mm




Materiale: Poliuretano

descrizione	denti	sviluppo mm	codice AT 5 larghezza 10 mm	codice AT 5 larghezza 16 mm	codice AT 5 larghezza 25 mm
AT 5 225	45	225,0	2600100225	2600160225	2600250225
AT 5 255	51	255,0	2600100255	2600160255	2600250255
AT 5 260	52	260,0	2600100260	2600160260	2600250260
AT 5 280	56	280,0	2600100280	2600160280	2600250280
AT 5 300	60	300,0	2600100300	2600160300	2600250300
AT 5 330	66	330,0	2600100330	2600160330	2600250330
AT 5 340	68	340,0	2600100340	2600160340	2600250340
AT 5 375	75	375,0	2600100375	2600160375	2600250375
AT 5 390	78	390,0	2600100390	2600160390	2600250390
AT 5 420	84	420,0	2600100420	2600160420	2600250420
AT 5 450	90	450,0	2600100450	2600160450	2600250450
AT 5 455	91	455,0	2600100455	2600160455	2600250455
AT 5 480	96	480,0	2600100480	2600160480	2600250480
AT 5 500	100	500,0	2600100500	2600160500	2600250500
AT 5 525	105	525,0	2600100525	2600160525	2600250525
AT 5 545	109	545,0	2600100545	2600160545	2600250545
AT 5 600	120	600,0	2600100600	2600160600	2600250600
AT 5 610	122	610,0	2600100610	2600160610	2600250610
AT 5 620	124	620,0	2600100620	2600160620	2600250620
AT 5 630	126	630,0	2600100630	2600160630	2600250630
AT 5 660	132	660,0	2600100660	2600160660	2600250660
AT 5 670	134	670,0	2600100670	2600160670	2600250670
AT 5 690	138	690,0	2600100690	2600160690	2600250690
AT 5 710	142	710,0	2600100710	2600160710	2600250710
AT 5 720	144	720,0	2600100720	2600160720	2600250720
AT 5 750	150	750,0	2600100750	2600160750	2600250750
AT 5 780	156	780,0	2600100780	2600160780	2600250780
AT 5 825	165	825,0	2600100825	2600160825	2600250825
AT 5 860	172	860,0	2600100860	2600160860	2600250860
AT 5 900	180	900,0	2600100900	2600160900	2600250900
AT 5 920	184	920,0	2600100920	2600160920	2600250920
AT 5 975	195	975,0	2600100975	2600160975	2600250975
AT 5 1050	210	1050,0	2600101050	2600161050	2600251050
AT 5 1125	225	1125,0	2600101125	2600161125	2600251125
AT 5 1230	246	1230,0	2600101230	2600161230	2600251230
AT 5 1500	300	1500,0	2600101500	2600161500	2600251500
AT 5 1750	350	1750,0	2600101750	2600161750	2600251750



CINGHIE DENTATE PASSO METRICO SERIE "AT" METRIC BELTS "AT"

AT 10
PASSO 10 mm



Materiale: Poliuretano

descrizione	denti	sviluppo mm	codice AT 10 larghezza 16 mm	codice AT 10 larghezza 25 mm	codice AT 10 larghezza 32 mm	codice AT 10 larghezza 50 mm
AT 10 440	44	440,0	2610160440	2610250440	2610320440	2610500440
AT 10 500	50	500,0	2610160500	2610250500	2610320500	2610500500
AT 10 560	56	560,0	2610160560	2610250560	2610320560	2610500560
AT 10 580	58	580,0	2610160580	2610250580	2610320580	2610500580
AT 10 600	60	600,0	2610160600	2610250600	2610320600	2610500600
AT 10 610	61	610,0	2610160610	2610250610	2610320610	2610500610
AT 10 660	66	660,0	2610160660	2610250660	2610320660	2610500660
AT 10 700	70	700,0	2610160700	2610250700	2610320700	2610500700
AT 10 730	73	730,0	2610160730	2610250730	2610320730	2610500730
AT 10 780	78	780,0	2610160780	2610250780	2610320780	2610500780
AT 10 800	80	800,0	2610160800	2610250800	2610320800	2610500800
AT 10 840	84	840,0	2610160840	2610250840	2610320840	2610500840
AT 10 880	88	880,0	2610160880	2610250880	2610320880	2610500880
AT 10 890	89	890,0	2610160890	2610250890	2610320890	2610500890
AT 10 920	92	920,0	2610160920	2610250920	2610320920	2610500920
AT 10 960	96	960,0	2610160960	2610250960	2610320960	2610500960
AT 10 980	98	980,0	2610160980	2610250980	2610320980	2610500980
AT 10 1000	100	1000,0	2610161000	2610251000	2610321000	2610501000
AT 10 1010	101	1010,0	2610161010	2610251010	2610321010	2610501010
AT 10 1050	105	1050,0	2610161050	2610251050	2610321050	2610501050
AT 10 1080	108	1080,0	2610161080	2610251080	2610321080	2610501080
AT 10 1100	110	1100,0	2610161100	2610251100	2610321100	2610501100
AT 10 1150	115	1150,0	2610161150	2610251150	2610321150	2610501150
AT 10 1210	121	1210,0	2610161210	2610251210	2610321210	2610501210
AT 10 1250	125	1250,0	2610161250	2610251250	2610321250	2610501250
AT 10 1280	128	1280,0	2610161280	2610251280	2610321280	2610501280
AT 10 1300	130	1300,0	2610161300	2610251300	2610321300	2610501300
AT 10 1320	132	1320,0	2610161320	2610251320	2610321320	2610501320
AT 10 1350	135	1350,0	2610161350	2610251350	2610321350	2610501350
*AT 10 1360	136	1360,0	2610161360	2610251360	2610321360	2610501360
AT 10 1400	140	1400,0	2610161400	2610251400	2610321400	2610501400
AT 10 1420	142	1420,0		2610251420		2610501420
AT 10 1480	148	1480,0	2610161480	2610251480	2610321480	2610501480
AT 10 1500	150	1500,0	2610161500	2610251500	2610321500	2610501500
AT 10 1600	160	1600,0	2610161600	2610251600	2610321600	2610501600
AT 10 1700	170	1700,0	2610161700	2610251700	2610321700	2610501700
AT 10 1800	180	1800,0	2610161800	2610251800	2610321800	2610501800
AT 10 1940	194	1940,0	2610161940	2610251940	2610321940	2610501940

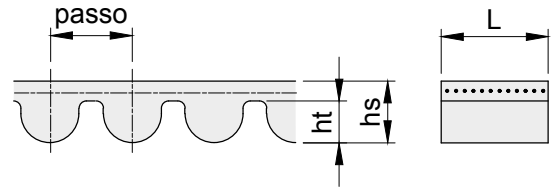
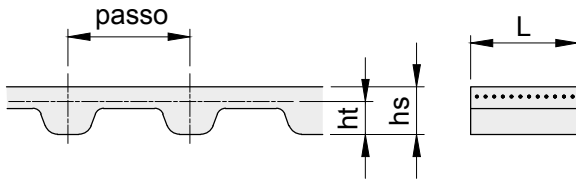
* Fornita su richiesta / Supplied on request





CINGHIE DENTATE A METRAGGIO LONG - LENGTH BELTING

MATERIALE: POLIURETANO CON CAVI IN ACCIAIO

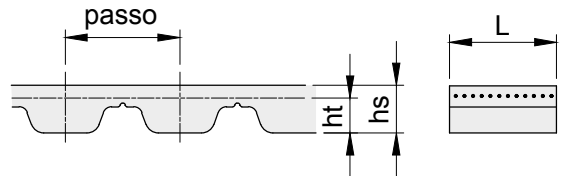
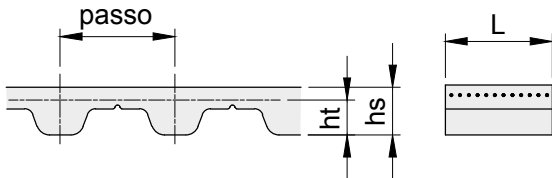


XL - L - H

descrizione	codice	passo mm	L mm	hs mm	ht mm	carico a trazione max N
XL 037	2900013037	5,08	9,5 ± 0,5	2,3 ± 0,30	1,27	290
L 050	2900014050	9,525	12,7 ± 0,5	3,6 ± 0,30	1,91	1270
L 075	2900014075	9,525	19,1 ± 0,5	3,6 ± 0,30	1,91	1960
L 100	2900014100	9,525	25,4 ± 0,5	3,6 ± 0,30	1,91	2760
L 150	2900014150	9,525	38,1 ± 0,5	3,6 ± 0,30	1,91	4140
H 075	2900015075	12,7	19,1 ± 0,5	4,3 ± 0,30	2,29	1960
H 100	2900015100	12,7	25,4 ± 0,5	4,3 ± 0,30	2,29	2760
H 150	2900015150	12,7	38,1 ± 0,5	4,3 ± 0,30	2,29	4140
H 200	2900015200	12,7	50,8 ± 0,5	4,3 ± 0,30	2,29	5640
H 300	2900015300	12,7	76,2 ± 0,5	4,3 ± 0,30	2,29	

5M - 8M - 14M

descrizione	codice	passo mm	L mm	hs mm	ht mm	carico a trazione max N
HTD 5M 9	2900041009	5	9 ± 0,5	3,6 ± 0,20	2,1	920
HTD 5M 15	2900041015	5	15 ± 0,5	3,6 ± 0,20	2,1	1500
HTD 5M 25	2900041025	5	25 ± 0,5	3,6 ± 0,20	2,1	2650
HTD 8M 20	2900042020	8	20 ± 0,5	5,6 ± 0,30	3,4	3190
HTD 8M 30	2900042030	8	30 ± 0,5	5,6 ± 0,30	3,4	4900
HTD 8M 50	2900042050	8	50 ± 0,5	5,6 ± 0,30	3,4	8580
HTD 8M 85	2900042085	8	85 ± 0,5	5,6 ± 0,30	3,4	14700
HTD 14M 40	2900043040	14	40 ± 1,0	10,0 ± 0,45	6,0	9120
HTD 14M 55	2900043055	14	55 ± 1,0	10,0 ± 0,45	6,0	12480
HTD 14M 85	2900043085	14	85 ± 1,0	10,0 ± 0,45	6,0	19680
HTD 14M 115	2900043115	14	115 ± 1,0	10,0 ± 0,45	6,0	26880
RPP 8M 20	2900044020	8	20 ± 1,0	5,6 ± 0,30	3,4	
RPP 8M 30	2900044030	8	30 ± 1,0	5,6 ± 0,30	3,4	



T5 - T10 - T20

descrizione	codice	passo mm	L mm	hs mm	ht mm	carico a trazione max N
T5 6	2900027006	5	6 ± 0,5	2,2 ± 0,15	1,2	190
T5 10	2900027010	5	10 ± 0,5	2,2 ± 0,15	1,2	320
T5 16	2900027016	5	16 ± 0,5	2,2 ± 0,15	1,2	540
T5 25	2900027025	5	25 ± 0,5	2,2 ± 0,15	1,2	900
T5 32	2900027032	5	32 ± 0,5	2,2 ± 0,15	1,2	1150
T5 50	2900027050	5	50 ± 0,5	2,2 ± 0,15	1,2	1860
T10 16	2900028016	10	16 ± 0,5	4,5 ± 0,30	2,5	1610
T10 25	2900028025	10	25 ± 0,5	4,5 ± 0,30	2,5	2650
T10 32	2900028032	10	32 ± 0,5	4,5 ± 0,30	2,5	3450
T10 50	2900028050	10	50 ± 0,5	4,5 ± 0,30	2,5	5520
T10 75	2900028075	10	75 ± 0,5	4,5 ± 0,30	2,5	8400
T10 100	2900028100	10	100 ± 0,5	4,5 ± 0,30	2,5	11270
T20 25	2900029025	20	25 ± 1,0	8,0 ± 0,45	5,0	4170
T20 32	2900029032	20	32 ± 1,0	8,0 ± 0,45	5,0	5390
T20 50	2900029050	20	50 ± 1,0	8,0 ± 0,45	5,0	8580
T20 75	2900029075	20	75 ± 1,0	8,0 ± 0,45	5,0	12990
T20 100	2900029100	20	100 ± 1,0	8,0 ± 0,45	5,0	17400

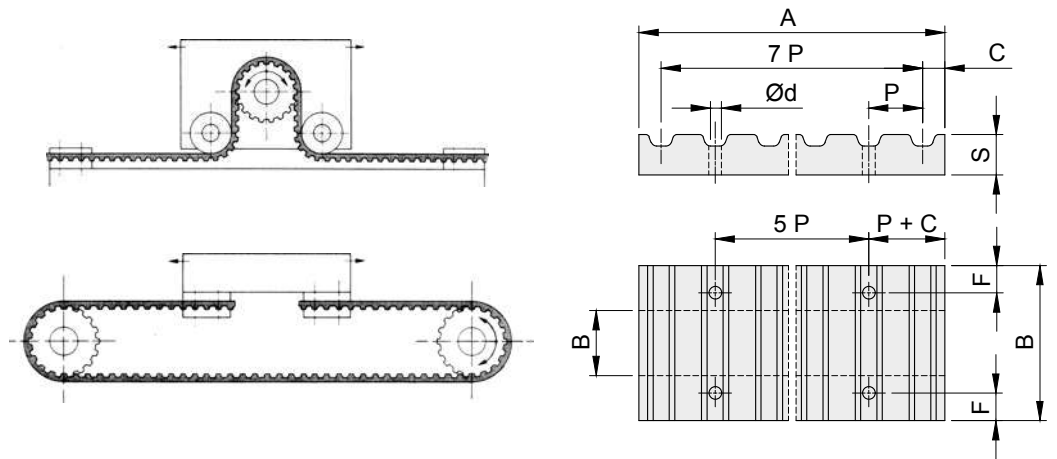
AT5 - AT10 - AT20

descrizione	codice	passo mm	L mm	hs mm	ht mm	carico a trazione max N
AT 5 10	2900060010	5	10 ± 0,5	2,7 ± 0,20	1,2	640
AT 5 16	2900060016	5	16 ± 0,5	2,7 ± 0,20	1,2	1120
AT 5 25	2900060025	5	25 ± 0,5	2,7 ± 0,20	1,2	1840
AT 5 32	2900060032	5	32 ± 0,5	2,7 ± 0,20	1,2	2400
AT 10 16	2900061016	10	16 ± 0,5	4,5 ± 0,30	2,5	2450
AT 10 25	2900061025	10	25 ± 0,5	4,5 ± 0,30	2,5	4170
AT 10 32	2900061032	10	32 ± 0,5	4,5 ± 0,30	2,5	5390
AT 10 50	2900061050	10	50 ± 0,5	4,5 ± 0,30	2,5	8580
AT 20 25	2900062025	20	25 ± 1,0	8,0 ± 0,45	5,0	5280
AT 20 32	2900062032	20	32 ± 1,0	8,0 ± 0,45	5,0	7200
AT 20 50	2900062050	20	50 ± 1,0	8,0 ± 0,45	5,0	11520
AT 20 75	2900062075	20	75 ± 1,0	8,0 ± 0,45	5,0	17280
AT 20 100	2900062100	20	100 ± 1,0	8,0 ± 0,45	5,0	23520



PIASTRE DI BLOCCAGGIO PER CINGHIE DENTATE CLAMPING BELT PLATES

Le piastre di bloccaggio per cinghie sono utilizzate per fissare le estremità della cinghia qualora si voglia ottenere, dal moto rotatorio delle pulegge, un moto rettilineo alternato per tavole o altri dispositivi.



Materiale: Alluminio

descrizione	codice	passo	A	B	Ø d	F	C	S	L	Kg.
XL 025	5010013025	5,08	42,5	25,5	5,5	6	3,5	8	6,4	0,02
XL 037	5010013037	5,08	42,5	28,5	5,5	6	3,5	8	9,5	0,02
L 050	5010014050	9,525	76,6	39	9	8	5	15	12,7	0,10
L 075	5010014075	9,525	76,6	45	9	8	5	15	19,1	0,12
L 100	5010014100	9,525	76,6	51,5	9	8	5	15	25,4	0,14
H 050	5010015050	12,70	106,9	45	11	10	9	22	12,7	0,25
H 075	5010015075	12,70	106,9	51	11	10	9	22	19,1	0,28
H 100	5010015100	12,70	106,9	57,5	11	10	9	22	25,4	0,32
5M 9	5010041009	5	41,5	28	5,5	6	3,2	8	9	0,02
5M 15	5010041015	5	41,5	34	5,5	6	3,2	8	15	0,03
5M 25	5010041025	5	41,5	44	5,5	6	3,2	8	25	0,04
8M 20	5010042020	8	66	45	9	8	5	15	20	0,10
8M 30	5010042030	8	66	55	9	8	5	15	30	0,12
8M 50	5010042050	8	66	75	9	8	5	15	50	0,17
8M 85	5010042085	8	66	110	9	8	5	15	85	0,25
14M 40	5010043040	14	116	71	11	10	9	22	40	0,40
14M 55	5010043055	14	116	86	11	10	9	22	55	0,50
14M 85	5010043085	14	116	116	11	10	9	22	85	0,68
14M 115	5010043115	14	116	146	11	10	9	22	115	0,85
14M 170	5010043170	14	116	201	11	10	9	22	170	1,14
T 5 10	5010027010	5	41,8	29	5,5	6	3,4	8	10	0,02
T 5 16	5010027016	5	41,8	35	5,5	6	3,4	8	16	0,03
T 5 25	5010027025	5	41,8	44	5,5	6	3,4	8	25	0,04
T10 16	5010028016	10	80	41	9	8	5	15	16	0,11
T10 25	5010028025	10	80	50	9	8	5	15	25	0,14
T10 32	5010028032	10	80	57	9	8	5	15	32	0,16
T10 50	5010028050	10	80	75	9	8	5	15	50	0,22
AT5 10	5010060010	5	41,8	29	5,5	6	3,4	8	10	0,02
AT5 16	5010060016	5	41,8	35	5,5	6	3,4	8	16	0,03
AT5 25	5010060025	5	41,8	44	5,5	6	3,4	8	25	0,04
AT10 16	5010061016	10	80	41	9	8	5	15	16	0,11
AT10 25	5010061025	10	80	50	9	8	5	15	25	0,14
AT10 32	5010061032	10	80	57	9	8	5	15	32	0,16
AT10 50	5010061050	10	80	75	9	8	5	15	50	0,22



CINGHIE TRAPEZOIDALI GIUNTABILI A METRAGGIO OPEN ENDED CONNECTOR V-BELTS

Le cinghie trapezoidali giuntabili a metraggio possono essere adattate facilmente senza la necessità di rimuovere le pulegge dagli alberi. In pochi minuti sono in grado di riprendere il lavoro, eliminando lunghe soste per la manutenzione.

Connector V-belts are open ended and are made endless flexibly after the belt length has been determined. Their length can easily be adapted to all center distances and can also be used for set center distances.

Applicazione

Le cinghie trapezoidali giuntabili vengono utilizzate nei settori della ventilazione e della climatizzazione, in sistemi di trasporto di pallet, in nastri trasportatori a rulli.

Application

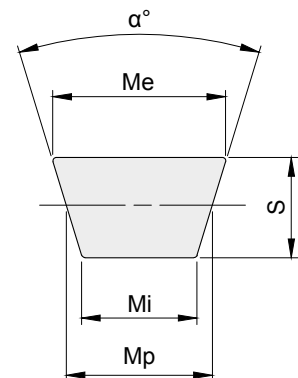

Connector V-belt are used in ventilation and air-conditioning technology, in pallet transport systems, in roller conveyors as well as wherever access to the drive is very limited.

Proprietà

- › Antistatiche secondo ISO 9563
- › Moderatamente resistenti all'olio

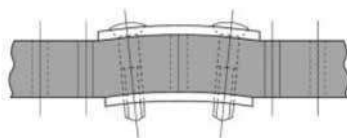
Properties

- › Electrically conductive according to ISO 9563
- › Moderate oil-resistant

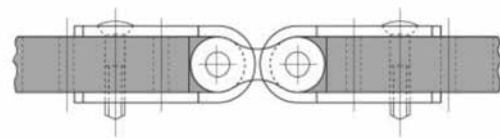


DIMENSIONI CINGHIA DIMENSION OF V-BELT

descrizione	codice cinghia	codice giunti piani	codice giunti snodati	α gradi	Me mm	Mp mm	Mi mm	S mm
Z	290000000Z	29PNZ	◇ 29GSNZ	40°	10	8,5	6,1	6
A	290000000A	29PNA		40°	13	11,0	7,8	8
B	290000000B	29PNB		40°	17	14,0	9,4	11
C	290000000C	29PNC		40°	22	19,0	12,9	14



GIUNZIONI PIANE DISPONIBILI "Z-A-B-C"
SOLID CONNECTOR AVAILABLE TYPE "Z-A-B-C"



GIUNZIONI SNODATE DISPONIBILI "Z"
ARTICULATED CONNECTOR AVAILABLE TYPE "Z"



CINGHIE PIATTE PER MACCHINE CONFEZIONATRICI CAPPING BELTS

CAPPING BELT è una cinghia piatta speciale progettata per macchine confezionatrici nell'industria conserviera



The CAPPING BELT is a special flat belt designed for packaging machines in the canning industry

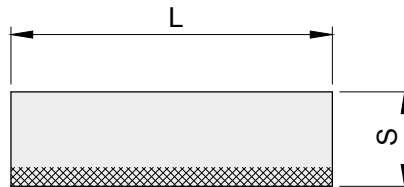


Proprietà

- › Base composta di gomma color grigio brillante con elemento di rinforzo in tessuto di cotone grigio gommato o poliestere.
- › Durezza di circa 60 Shore A.
- › Lo stato superficiale all'ispezione visiva risulta molto liscia, priva di sacche di gas, cicatrici e inclusioni straniere.
- › Per evitare un'installazione scorretta, sul tessuto interno è contrassegnata una freccia della direzione di rotazione, contrariamente all'articolazione del tessuto.
- › Nell'imballaggio la CLAPPING BELT non deve essere piegata fortemente.

Properties


- › Base compound made of grey rubber cotton fabric backing tension member made or polyester.
- › Hardness of about 60 Shore A.
- › Surface state at visual inspection, the surface has to be grind, free of gas pockets, scars and foreign inclusions.
- › To prevent improper installation the inside (fabric) is marked with an arrow for direction of rotation, contrary to the joint of fabric.
- › In the packaging the belts are not allowed to bend strongly.



DIMENSIONI CINGHIA DIMENSIONS OF BELT

descrizione	codice	sviluppo mm	L mm	S mm	Kg
42H1145	42H1145	1145 $^{+6}_{-3}$	42 ± 1	8 $^{+0}_{-1}$	0,47





Strumenti di misura del pretensionamento ContiTech VSM-1/VSM-3

Gli strumenti di misura del pretensionamento ContiTech sono strumenti di misura elettronici progettati e realizzati per misurare il pretensionamento di cinghie dentate, cinghie trapezoidali scanalate e cinghie trapezoidali. La frequenza naturale o di risonanza del tratto di cinghia messo in vibrazione viene visualizzata su un display LC. Il controllo avviene tramite il semplice confronto della frequenza nominale dipendente dal tipo di cinghia e dal carico o calcolando la forza statica agente sul tratto.

Dati tecnici:

Campo di misura 10-500 Hz (VSM-1) /
5-500 Hz (VSM-3)
Sensore del valore misurato: ottico
Display: LC a 4 cifre (VSM-1 / VSM-3)

Cod. art.

(VSM-1) 7916779093
* (VSM-3)

ContiTech pretension gauges VSM-1/VSM-3

The ContiTech fully electronic pretensioning gauges work with timing belts, V-ribbed belts and V-belts. An LCD display shows the eigenfrequency of the vibrating belt rim. As a means of control, the system compares the eigenfrequency with the nominal frequency, which depends on belt type and load. Or it calculates the static belt tension.

Technical data:

Measuring range 10-500 Hz (VSM-1) /
5-500 Hz (VSM-3)
Probe: photosensor
Display: 4-digit LCD (VSM-1 / VSM-3)

Part no.

(VSM-1) 7916779093
* (VSM-3)

* Fornibile su richiesta
* Supplied on request



Strumento di misura del pretensionamento di cinghie trapezoidali ContiTech

Questo strumento di misura è di impiego universale ed utilizzabile per cinghie trapezoidali di forma più diversa.

Cod. art.

7916779004

ContiTech V-belt pretension gauge

This gauge is good for the most diverse V-belt types.

Part no.

7916779004



Strumento di misura della lunghezza di cinghie trapezoidali ContiTech

Con questo strumento si misurano lunghezze da 500 a 2600 mm. Lo strumento di misura è di impiego universale ed utilizzabile per cinghie trapezoidali di forma più diversa.

Cod. art.

7916779003

ContiTech V-belt length gauge

This gauge determines lengths of 500 to 2600 mm. This gauge is good for the most diverse V-belt types.

Part no.

7916779003

CONDIZIONI GENERALI DI VENDITA

- 1) ORDINI - Gli ordini per materiali standard e speciale devono essere sempre riferiti alle offerte della BEA INGRANAGGI S.p.A. Le ordinazioni sono impegnative per il cliente. Una volta iniziata la lavorazione non si accettano annullamenti o riduzioni dell'ordine salvo il risarcimento da parte del cliente dei costi di materiale e di lavorazione sostenuti fino al momento della sospensione. La quantità spedita può variare del \pm 5% rispetto alla quantità ordinata.
- 2) PREZZI - Si intendono quelli in vigore alla data dell'ordine. Tutti i prezzi sono per merce resa franco Premezzo, imballo escluso. Qualora nel corso della fornitura si verificassero aumenti nel materiale o negli altri costi di produzione è facoltà della BEA INGRANAGGI S.p.A. di adeguare i prezzi, anche per gli ordini in corso, agli aumenti verificatisi.
- 3) TERMINI DI CONSEGNA - Sono da considerarsi validi solo i termini di consegna indicati dalla BEA INGRANAGGI S.p.A. Essi sono da considerarsi comunque solo indicativi. Nei casi di difficoltà nell'approvvigionamento dei materiali, di sciopero o comunque in tutti i casi di forza maggiore, i termini di consegna vengono automaticamente prorogati senza che la BEA INGRANAGGI S.p.A. sia tenuta a corrispondere indennizzi di sorta. Il cliente ha in ogni caso l'obbligo del ritiro del materiale speciale ordinato all'approntamento.
- 4) SPEDIZIONI - Le spedizioni si intendono a carico del committente ed eseguite a suo rischio e pericolo anche quelle franco di porto. I reclami per eventuali ammanchi devono presentarsi entro 8 gg. dal ricevimento della merce. Qualora venga pattuito che il costo del trasporto sia a carico, anche solo in parte, della BEA INGRANAGGI S.p.A., questa si riserva il diritto di scegliere il mezzo di spedizione più economico.
- 5) L'imballo è fatturato al prezzo di costo.
- 6) GARANZIA - La ditta BEA INGRANAGGI S.p.A. si impegna a riparare o sostituire gratuitamente quei pezzi da essa riconosciuti difettosi. La merce contestata dev'essere resa alla sede della BEA INGRANAGGI S.p.A. franco di ogni spesa. La garanzia decade qualora i pezzi resi come difettosi siano stati riparati o manomessi. Le riparazioni di pezzi difettosi eseguite dal committente saranno riconosciute solamente dietro autorizzazione della BEA INGRANAGGI S.p.A. e dopo approvazione di essa al preventivo di spesa. La BEA INGRANAGGI S.p.A. non assume responsabilità nè riconosce indennizzi di sorta per i danni che si verificassero durante l'impiego dei suoi prodotti anche se difettosi.
- 7) PAGAMENTI - Saranno riconosciuti validi solo i pagamenti effettuati nei modi e nei termini pattuiti. Trascorso il termine di pagamento la BEA INGRANAGGI S.p.A. conteggerà gli interessi di mora al tasso del 3% superiore a quello legale, fermo il diritto di esigere il pagamento. In caso di ritardato o mancato pagamento da parte del committente la ditta BEA INGRANAGGI S.p.A. si riserva il diritto di sospendere le consegne degli ordini in corso o di pretendere il pagamento anticipato senza riconoscere al committente indennizzi di sorta o risarcimenti. Qualsiasi contestazione dei materiali in corso di fabbricazione o già in possesso del committente non libera quest'ultimo dall'effettuare il pagamento alla scadenza stabilita e per l'intero ammontare della fattura senza alcuna detrazione.
- 8) PROPRIETÀ - Tutta la merce spedita rimane sempre di proprietà della Ditta BEA INGRANAGGI S.p.A. fino al pagamento completo delle sue fatture.
- 9) FORO COMPETENTE - Qualsiasi controversia inerente ai rapporti commerciali con la BEA INGRANAGGI S.p.A. sarà di competenza del Tribunale di Busto Arsizio.

GENERAL TERMS OF SALE

- 1) ORDERS - Orders for standard and special materials or to drawing must always refer to messrs BEA's offer. Orders are compelling for client and from starting of production, cancellation or reductions, even if partial, won't be accepted, excepting indemnity of manufacturing and material costs met up to cancellation. We reserve the right to supply plus/minus 5% of the quantity ordered.
- 2) PRICES - Prices are the effective ones at order-date. All prices have to be understood Ex-factory, excluding packing. Should increases in manufacturing costs, materials and so on, take place between the date of our order-confirmation and completion of order, our prices will be amended accordingly without prior notice being given.
- 3) DELIVERY TERMS - Only the deliverytime stated by Messrs BEA INGRANAGGI S.p.A. must be considered valid. The quoted terms of delivery are without engagement, i.e. not legally binding. Indemnification claims for non-fulfilment of/or belated deliveries are not accepted. The purchaser is not entitled to refuse part deliveries. The purchaser is forced to accept the deliveries to our normal working. Unforeseen events such as force majeure, breakdown, transportation delays, difficulties in supply of raw material, strikes, lockouts in our or in the plants of our suppliers, likewise wastage involving extra production, entitle us to postpone delivery for the period of the handicap and an appropriate new start or to cancel the uncompleted part.
- 4) DESPATCHES - The despatch of goods, including freight free deliveries is effected to the best judgement but without obligation, and at sole risk of the purchaser. Claims for eventual shortage must be produced within eight (8) days from receipt of goods. If transport freight, even if partially, are paved by Messrs BEA INGRANAGGI S.p.A. they reserve the right to choose the means of conveyance.
- 5) PACKING - Packing cases are charged at cost.
- 6) WARRANTY - Messrs BEA INGRANAGGI S.p.A. engage themselves to repair or replace, free of charge, pcs they recognize faulty. Said goods have to be returned free our warehouse, packing and customs included. Warranty decay when pcs returned as wanting, have been repaired or with. Reworking of defective pcs made by the buyer will be recognized only if entitled by Messrs BEA INGRANAGGI S.p.A. after their approval of estimate Messrs BEA INGRANAGGI S.p.A. do not take responsibility upon eventual damages involved in the use of their products, even if defective.
- 7) PAYMENTS - Will be considered valid on only the payments effected according to terms agreed. When exceeding our payment terms, interest at 3% above the bank interest we have to pay is imposed without formal notice of detention. Nonobservance of the payment terms, or circumstances becoming known to us after the conclusion of the contract which are apt to diminish the credit worthiness of the buyer, immediately cause all debts to have matured. In addition, this entitles us to make further deliveries only against payment in advance, or to retire from the contract and claim compensation for non-fulfilment thereof. Withholding or compensation offset is not accepted.
- 8) PROPERTY - All the goods delivered remain always of property of Messrs. BEA INGRANAGGI S.p.A. up to the time of complete payment of the invoices.
- 9) COURT OF JUSTICE - In the event of debate the Court of Busto Arsizio (Va) have exclusive jurisdiction for purchaser and seller.

ALLEGEMEINE VERKAUFSBEDINGUNGEN

1) **BESTELLUNGEN** - Die Bestellungen für Standard- oder Spezial-Ausführung müssen sich auf Offerten der BEA INGRANAGGI S.p.A. beziehen. Die bestellungen sind für den Kunden verbindlich. Wenn die Arbeit begonnen hat, werden Annullationen oder Reduzierungen nicht mehr angenommen, ausser, dass der Kunde die Kosten für Material und Arbeit bis zur Aufhebung des Auftrages bezahlt. Die Toleranz der gelieferten Ware kann gegenüber der bestellten Menge +/-5% betragen.

2) **PREISE** - Es gelten diejenigen Preise, die am Tage der Bestellung gültig sind Die Preise verstehen sich ab Werk Premezzo, ohne Verpackung. Falls während der Lieferzeit sich berechnete Preiserhöhungen für Material und Arbeitskosten einstellen, hat die BEA INGRANAGGI S.p.A. das Recht, die Preise entsprechend anzugleichen, auch für laufende Bestellungen.

3) **LIEFERFRIST** - Nur die von der BEA INGRANAGGI S.p.A. bestätigten Liefertermine sind gültig, aber nur unverbindlich. Im Fälle von Schwierigkeiten in der Materialbeschaffung, Streiks oder andere Fälle von höherer Macht, werden die Liefertermine automatisch verlängert, ohne dass die BEA INGRANAGGI S.p.A. für Schadenansprüche irgendweicher Art beiangt werden kann. Der Kunde ist in jedem Fall verpflichtet, bei Fertigstellung von Spezialanfertigungen die Ware zu beziehen.

4) **SPEDITIONEN** - Die Speditionen verstehen sich zu Lasten des Auftraggebers und ausgeführt auf dessen Risiko und Gefahr, auch diejenigen franko Haus. Reklamationen wegen eventuellen Manki müssen innert 8 Tagen nach Erhalt der Sendung gemeldet werden. Wenn vereinbart wird, dass die Transportkosten zu Lasten von BEA INGRANAGGI S.p.A. gehen, auch nur teilweise, so kann diese den günstigsten Speditionsweg wählen.

5) **VERPACKUNG** - Die Verpackung wird zu Selbstkosten verrechnet.

6) **GARANTIE** - Die Firma BEA INGRANAGGI S.p.A. verpflichtet sich gratis jene Stück zu reparieren oder zu ersetzen, welche von ihr als defekte anerkannt werden. Die beanstandete Ware muss frei von allen Spensen der BEA INGRANAGGI S.p.A. zugestellt werden. Die Garantie verfällt, wenn die als defekt retournierten Stücke vom Kunden repariert oder bearbeitet worden sind. Die vom Kunden durchgeführten Reparaturen von defekten Stücken werden von der BEA INGRANAGGI S.p.A. erst nach Prüfung der mitgeteilten Spesen anerkannt. Die BEA INGRANAGGI S.p.A. übernimmt keine Verantwortung, noch anerkennt sie Schäden jeglicher Art, die sich während dem Gebrauch seiner Artikel ergeben, auch wenn diese defekt sind.

7) **ZAHLUNGEN** - Es werden Zahlungen anerkannt, welche zum vereinbarten Termin erfolgen. Wenn der Zahlungstermin abgelaufen ist, berechnet die BEA INGRANAGGI S.p.A. Verzugszinsen von 3% über dem normalen Zins, behält sich das Recht vor die Zahlung zu veranlassen. Bei verspäteter oder Nichtzahlung des Kunden, behält sich die BEA INGRANAGGI S.p.A. das Recht vor, Lieferungen von laufenden Aufträgen einzustellen oder Vorauszahlung zu verlangen, ohne Schadenansprüche oder Entschädigungen aller Art zu gewähren. Jede Anfechtung der Materialien in Fabrikation oder schon im besitze des Kunden, befreit diesen nicht zur Zahlung auf den festgesetzten Termin und zwar für die ganze Summe der Faktura, ohne jeglichen Abzug.

8) **EINGENTUMSVORBEHALT** - Alle gelieferten Waren bleiben Eigentum der BEA INGRANAGGI S.p.A. bis zur vollständigen Bezahlung der Fakturen

9) **Gerichtsstand und Erfüllungsort** - Bei allen sich aus den Geschäftsbeziehungen ergebenden Streitigkeiten ist das Gericht von BUSTO ARSIZIO zuständig.

CONDITIONS GENERALES DE VENTE

1) **COMMANDES** - Les commandes pour du matériel standard ou spécial se réfèrent toujours aux offres de Prix de la BEA INGRANAGGI S.p.A. Les commandes sont fermes et définitives. Une fois que l'usinage des articles est commencé nous n'acceptons plus les annulations ni les réductions de commande à moins que le client nous règle les coûts des matériaux et de l'usinage réalisé au moment de la suspension. La quantité expédiée peut varier de $\pm 5\%$ par rapport à la quantité commandée.

2) **PRIX** - Ils sont ceux en vigueur à la date de la commande. Tous les prix s'entendent pour marchandise départ PREMEZZO. Emballage exclu. Si pendant la livraison il se vérifie des augmentations de matière première où dans les autres coûts de production la BEA INGRANAGGI S.p.A. aura la faculté d'adapter ses prix, même pour les commandes en cours.

3) **DELAIS DE LIVRAISON** - Sont seules valables les délais de livraison confirmés par la BEA INGRANAGGI S.p.A. Ils s'entendent toutefois indicatifs. En cas de force majeure (difficulté d'approvisionnement des matériaux, grèves etc.), les délais seront automatiquement prorogés sans que la BEA INGRANAGGI S.p.A. soit tenue de verser des intérêts ou de pénalités de toute sorte.

4) **EXPEDITIONS** - Les expéditions sont à la charge du client à ses risques et périls même en envoi Franco de Port. Les réclamations pour des manques éventuels doivent parvenir 8 jours francs à réception de marchandise. Au cas où la BEA INGRANAGGI S.p.A. prend en charge, même partiellement le coût du transport, elle se réserve le droit de choisir le moyen du transport le plus économique.

5) **EMBALLAGE** - Il est facturé au coût. Nous n'acceptons pas de retour.

6) **GARANTIE** - La BEA INGRANAGGI S.p.A. s'engage à réparer ou substituer gratuitement les pièces reconnues défectueuses. La marchandise contestée doit être rendue au siège Franco de toute dépense. La garantie n'est pas applicable si les pièces ont été retouchées. Leur réparation est acceptée uniquement si une autorisation est accordée par la BEA INGRANAGGI S.p.A. La garantie ne couvre pas l'usage qui est fait de nos produits.

7) **PAIEMENTS** - Ne seront reconnus valables que les règlements effectués dans les modes et termes accordés. En cas de délais de règlement dépassés la BEA INGRANAGGI S.p.A. comptera les intérêts de retard au taux de 3% supérieur à celui légal. De même elle suspendra les livraisons des commandes en cours et prétendra le règlement anticipé sans reconnaître au client aucune indemnité.

Aucun prétexte que ce soit même litigieux ne peut retarder ou modifier les termes de paiement.

8) **PROPRIETE** - Toute marchandise expédiée reste la propriété de la BEA INGRANAGGI S.p.A. jusqu'à son paiement complet.

9) **JURIDICTION** - En cas de contestations seules seront compétentes les juridictions de notre Siège Social. Le Tribunal compétent est celui de BUSTO ARSIZIO (I).



BEA INGRANAGGI S.p.A.

21044 Cavarina con Premezzo (Va) - ITALY - Via Tito Minniti, 158

Tel. +39 0331 214.111 - Fax +39 0331 214.222

bea@beaingranaggi.com

www.beaingranaggi.com



BEA INGRANAGGI - Divisione Tic - Padova

35010 Villafranca Padovana (PD) - Viale delle Industrie, 9

Tel. +39 049 907.0422 / +39 049 761.699

Fax +39 049 761.997

padova@beaingranaggi.com



BEA TRANSMISION 98 S.L.

20829 Itziar - Deba (Guipúzcoa) - SPAIN

Polígono Industrial Itziar, Parcela 4, Sector F-2, Nave 2-3

Tel. +34 943 199.464

Fax +34 943 199.458

comercial@beatransmision.com

www.beatransmision.com



LUFRA S.A.

26740 Montboucher sur Jabron - FRANCE

Z.A Fontgrave - 50 Rue Denis Papin

Tel. +33 475 468.811

Fax +33 475 468.606

commercial@lufra.fr

www.lufra.fr



BEA ANTRIEBSTECHNIK GmbH

Neckarstraße, 14 - 72666 Neckartailfingen - GERMANY

Tel. +49 7127 980.120

Fax +49 7127 980.1222

info@bea-antriebstechnik.de

www.bea-antriebstechnik.de

